



PHOENIXVILLE AREA SCHOOL DISTRICT  
Phoenixville, Pennsylvania

## **BOARD FINANCE AND PERSONNEL COMMITTEE MEETING**

March 28, 2022 5:30 PM  
Phoenixville Area High School Cafeteria

### **AGENDA**

#### **CALL TO ORDER**

Board Finance and Personnel Committee Meeting – Betsy Ruch, Chairperson

#### **A. APPROVAL OF MINUTES**

1. Approval of the Minutes of the February 28, 2022 Finance and Personnel Committee Meeting

#### **B. APPROVAL ITEMS**

##### **PERSONNEL**

##### ***\*Potential Voting Item at March 28, 2022 Meeting***

1. \*Personnel Report – March 2022
  - a. Resignations
  - b. Appointments
  - c. Leave Requests
  - d. Volunteers
  - e. Informational Items
    1. Conference Requests

##### **FINANCE**

##### **Business Office Report**

1. Approve the Disbursement of School District Funds – February 2022  
Check # 2795 (2/4/2022) – Check 2893 (2/25/2022)  
ACH # 212201205 (2/4/2022) – ACH # 212201410 (2/25/2022)
2. Acknowledge the Receipt of District Financial Reports – February 2022

##### **Business Office Items**

##### ***\*Potential Voting Item at March 28, 2022 Meeting***

1. \*Approval of the Exoneration of the Following Real Estate Property Tax Lien that have been deemed Uncollectable due to Mobile Homes being Physically Removed:
  - Parcel ID #2601\_0000150T
  - Parcel ID #2702\_0093015T

2. Approval of the Renewal for Legal Services Consultation Agreement with Sweet, Stevens, Katz, and Williams for Participation in the Pool Counsel for Special Education
3. Approval of the Chester County Intermediate Unit's 2022-2023 Core Services Budget in the amount of \$33,173,390. 2023-2023 CCIU Budget Presentation
4. Approval of the Chester County Intermediate Unit's 2021-2022 Occupational Education Budget in the amount of \$30,361,289.
5. Approval of the Tax Assessment Settlement for the Property at 711 W. Bridge Street, Parcel #15-12-0159.0100 for an Assessed Value of \$2,025,000.

**C. DISCUSSION ITEMS**

**Personnel**

None

**Business Office**

1. Presentation from BBD, LLC Auditing Firm on the District's 2020-2021 Fiscal Year Audit Presented by Carl Hogan

**D. INFORMATION ITEMS**

**Personnel**

None

**Business Office**

1. Monthly Bank Statements
  - a. Meridian Bank – February 2022
  - b. Peoples Security - February 2022
  - c. Phoenixville Federal
    - Student Activities – February 2022
    - Phoenixville Summer – February 2022
  - d. PLGIT – February 2022
  - e. PSDLAF – General Fund – February 2022
  - f. PNC Bank – Easy Procure – February 2022
  - g. TD Wealth – February 2022
  - h. Univest Bank – CD & Money Market - February 2022
  - i. WSFS
    - Capital Reserve – February 2022
    - Construction – February 2022
    - Food Services – February 2022
    - General Fund – February 2022
    - Money Market – February 2022
    - Payroll – February 2022
  - j. Credit Cards

**E. RECOGNITION OF VISITORS** — The Committee respectfully asks that comments be no more than three (3) minutes

**F. NEXT MEETING** — April 25, 2022 — 5:30 PM

PHOENIXVILLE AREA SCHOOL DISTRICT  
Phoenixville, Pennsylvania

**MINUTES**  
**of the FINANCE / PERSONNEL Committee Meeting**  
**February 28, 2022**  
**DRAFT**

**Finance / Personnel Committee Members Present:**

Betsy Ruch, Chair  
Caitlyn Carminito  
Scott Overland

**Finance / Personnel Committee Members Absent:**

None

**Board Members Present:**

Jerry Weiss  
Susan Turner  
Victoria Walker  
Michelle Schamis  
Dr. Ayisha Sereni

**Administrators Present:**

Dr. Alan D. Fegley – Superintendent  
Dr. Jeremy Melber – Director of Finance  
Dr. Jessica Kilmetz – Executive Director of Curriculum & Specialized Program/Services  
Sylvia Rockwood – Director of Human Resources  
Ken Gibson – Director of Operations & Technology  
Dr. Frank Garritano, Executive Director of DEI and Schools

**Others Present:**

Lisa Longo  
John Mraz  
Kristen Myers

**Call Board Finance / Personnel Committee Meeting to Order**

The Finance Committee meeting was held in person and was called to order at 5:38 p.m. by Mrs. Betsy Ruch, Chairperson.

**APPROVAL ITEMS**

**A. APPROVAL OF MINUTES**

1. APPROVAL OF THE JANUARY 24, 2022 FINANCE/PERSONNEL COMMITTEE MEETING MINUTES  
The committee approved the minutes as presented.

**B. APPROVAL ITEMS**

**PERSONNEL**

1. PERSONNEL REPORT – FEBRUARY 2022

- a) Resignations
- b) Appointments
- c) Leave Requests
- d) Volunteers
- e) Informational Items
  - 1. Conference Requests
  - 2. Family and Medical Leave Act (FMLA) Leaves of Absence

Mrs. Ruch – detailed the personnel listing item and noted they are set for approval this evening.

## **FINANCE**

### BUSINESS OFFICE REPORT

1. APPROVE THE DISBURSEMENT OF SCHOOL DISTRICT FUNDS – JANUARY 2022  
 Check # 2668 (1/7/2022) – Check # 2794 (1/28/2022)  
 ACH # 212201047 (1/7/2022) - # 212201204 (1/28/2022)  
 The committee agreed to recommend approval to the full Board.
2. ACKNOWLEDGE THE RECEIPT OF DISTRICT FINANCIAL REPORTS
  - DECEMBER 2021
  - JANUARY 2022
 The committee agreed to recommend approval to the full Board.

### BUSINESS OFFICE ITEMS

1. APPROVAL OF TAX ASSESSMENT SETTLEMENT FOR THE PROPERTY AT 255 VALLEY PARK ROAD, PARCEL #27-6-69. FOR AN ASSESSED VALUE OF \$731,250.  
 Mrs. Ruch detailed the financial reports and check runs. Tax assessment listed no discussion.  
 The committee agreed to recommend approval to the full Board.

## **C. DISCUSSION ITEMS:**

### **Personnel**

None

### **Business Office**

1. BUS PROPERTY FENCING  
 Dr. Melber shared that the new Transportation provider is asking that the District pay 50% of the new fence/installation around the bus depot property to prevent criminal trespassing. He indicated this would serve the district in terms of protecting the GPS and cameras on each of the buses. He did report that this was the lowest bid at \$55,000+ The administration is requesting it be approved at the March meeting. Other quotes were over \$100,000.

## **D. INFORMATION ITEMS**

### **Personnel**

None

### **Business Office**

1. MONTHLY BANK STATEMENTS
  - a. Meridian Bank – January 2022
  - b. Peoples Security – December 2021 and January 2022
  - c. Phoenixville Federal
    - Student Activities – January 2022
    - Phoenixville Summer – January 2022

- d. PLGIT – January 2022
- e. PSDLAF – General Fund – January 2022
- f. PNC Bank – Easy Procure – January 2022
- g. TD Wealth – January 2022
- h. Univest Bank – CD & Money Market – December 2021 and January 2022
- i. WSFS
  - Capital Reserve – January 2022
  - Construction – January 2022
  - Food Services – January 2022
  - General Fund – January 2022
  - Money Market – January 2022
  - Payroll – January 2022
- j. Credit Cards

#### **E. RECOGNITION OF VISITORS**

Lisa Longo, Phoenixville Borough resident shared her concerns regarding the newly imposed time limit for public comment at committee meetings. She asked that the administration check with the district insurance to cover any issues with bus GPS and cameras and not fund the bus depots request. She spoke about the forensic audit and the need for the current board and administration to go after the former auditing firm who did not uncover any of the issues during their annual audit.

John Mraz, Schuylkill Township resident, requested the full agenda with attachments be posted before the meetings occur.

Kristen Meyer, Phoenixville resident, spoke about ways to deal with the overcrowding at Manavon and PAELC. She suggested redistricting to allow for other buildings to be better utilized.

Board/Administration Comments:

Dr. Fegley reported that the full board binder with attachments, is placed under the podium, for public viewing. It is also placed on the district website following the board meeting.

#### **F. NEXT MEETING – March 28, 2022 – 5:30 PM**

##### **Adjournment**

The meeting adjourned at 5:54 PM.

---

Mrs. Betsy Ruch, Chairperson

---

The minutes of the February 28, 2022 Board Finance-Personnel Committee meeting are scheduled to be approved at the March 28, 2022 Board Finance-Personnel Committee meeting. The February 28, 2022 minutes were prepared by Dr. Jeremy Melber, Director of Finance, Lenore Filipovic, Executive Assistant to the Superintendent & Cabinet, and Sharon Oleski, Executive Assistant to the Cabinet.

1. **RESIGNATION** – The administration respectfully requests Board approval of the following resignation:
  - A. Kayla Richards, home/school visitor, effective April 28, 2022 for the purpose of resignation.
  - B. Katherine Powell, instructional aide, Manavon Elementary School, effective June 10, 2022 for the purpose of retirement. (RESOLUTION ATTACHED)

**BOARD MOTION**

*Move that the Board accept the above-listed Resignation, as recommended.*

---

2. **APPOINTMENTS** – The administration respectfully requests Board approval of the following appointments, pending completion of required pre-employment paperwork including background checks:

A. Superintendent’s Nomination of Assistant Superintendent

Recommend appointment of Dr. Jessica Kilmetz to the office of Assistant Superintendent, upon the nomination of the District Superintendent, in accordance with the provisions of Sections 508, 1073, 1073.1, 1076 and 1077 of the Commonwealth of Pennsylvania’s Public School Code of 1949, as amended and approval of employment contract effective July 1, 2022 through June 30, 2025. (EMPLOYMENT CONTRACT ATTACHED)

- B. Instructional Aide – Amy Miller-Perrone is recommended as an instructional aide at Schuylkill Elementary School effective March 28, 2022. This position is for 7 hours per day, 184 days. The rate of pay for this position is \$19.80 per hour. (new position)

**BOARD MOTION**

*Move that the Board approve the above-listed Appointments, as recommended.*

---

3. **LEAVE REQUESTS** – The administration respectfully requests Board approval of the following leave requests:

- A. Debbie Gaffney  
Date of Leave: March 17 & 18, 2022  
Type of Leave: Unpaid Leave of Absence
- B. Joann Randolph  
Date of Leave: March 16 – 23, 2022  
Type of Leave: Unpaid Leave of Absence
- C. Stephanie Sposato  
Date of Leave: May 27 & 31, 2022  
Type of Leave: Unpaid Leave of Absence

- D. Angela Williams  
Date of Leave: March 18 through April 19, 2022  
Type of Leave: Unpaid Leave of Absence

**BOARD MOTION**

*Move that the Board approve the above-listed Leave Request, as recommended.*

---

4. **VOLUNTEERS** – The administration respectfully requests Board approval of the following volunteers:

Matt Benjamin  
Kevin Black  
Nicole Bowlby  
Robert Carville  
Ulese Cesarski  
Matthew Comber  
Amy Comly  
John D'amelio  
Madison Davis  
Graham Dellinger  
Melissa Devlin  
Jill Dilworth  
Susan Dimauro  
Kathleen Edwards  
Claire Emplit  
Mark Ferko  
Patricia Firster  
Amy Fisher

Tara George  
Tara Germana  
Leona Goda  
Michelle Heffelfinger  
William Hunt  
Matt Irons  
April Jahn  
Aarti Kansal  
Jamie La Spina  
Jamie La Spina  
Karissa Lance  
Donna Lima  
Kristin Logan  
Matthew Logan  
Derek Longo  
John Marosek  
Danielle Melesky  
Ana Nihart

Michael Niklauski  
Krista O'connor  
Ben Parris  
Kevin Patek  
Duane Peck  
Kevin Reimer  
Kim Ryan  
Jenna Sharpless  
Alison Shugar  
Gabrielle Stokes  
Megan Toldero  
Christopher Torney  
Jennifer Trolley  
Laura Wilhelm  
Alex Wilhelm  
Whitney Yost

**BOARD MOTION**

*Move that the Board accept the above-listed Volunteers, as recommended.*

---

5. **INFORMATIONAL ITEMS**

- A. **CONFERENCE REQUESTS** – The [attached conference requests](#) were approved by the administration.

<u>CHECK</u>	<u>CHECK</u>			<u>BANK</u>
<u>DATE</u>	<u>NUMBER</u>	<u>AMOUNT</u>	<u>VENDOR</u>	<u>CODE</u>
02/11/2022	1112	39.40	MATTHEWS, JOANN	WSFS CAFET
02/11/2022	1113	60.41	THOMAS, LUCILLE	WSFS CAFET
02/11/2022	212201339	189,814.29	ARAMARK SERVICES, IN	WSFS CAFET
02/04/2022	2795	76.22	ACTFL	WSFS GENER
02/04/2022	2796	2,917.97	AQUA PA	WSFS GENER
02/04/2022	2797	10,048.95	[REDACTED]	WSFS GENER
02/04/2022	2798	448.38	BERKS COUNTY INTERME	WSFS GENER
02/04/2022	2799	576.30	BOROUGH OF PHOENIXVI	WSFS GENER
02/04/2022	2800	558.00	THE CAMPHILL SCHOOLS	WSFS GENER
02/04/2022	2801	1,232.16	CITY OF PHILADELPHIA	WSFS GENER
02/04/2022	2802	11,866.17	CONSTELLATION NEWENE	WSFS GENER
02/04/2022	2803	35.00	EHART, JAMES	WSFS GENER
02/04/2022	2804	1,920.00	EPLUS TECHNOLOGY INC	WSFS GENER
02/04/2022	2805	65.00	GORDON, SCOTT	WSFS GENER
02/04/2022	2806	1,881.60	HOME DEPOT CREDIT SE	WSFS GENER
02/04/2022	2807	78.83	JONES SCHOOL SUPPLY	WSFS GENER
02/04/2022	2808	295.30	KEYSTONE COLLECTIONS	WSFS GENER
02/04/2022	2809	465.00	KEYSTONE FIRE PROTEC	WSFS GENER
02/04/2022	2810	135.00	KLINE, CARLA	WSFS GENER
02/04/2022	2811	839.43	LEARNWELL SERVICES	WSFS GENER
02/04/2022	2812	1,180.74	LEHIGH VALLEY CHARTE	WSFS GENER
02/04/2022	2813	80.00	MATHCOUNTS FOUNDATIO	WSFS GENER
02/04/2022	2814	220.78	MENCHEY MUSIC SERVIC	WSFS GENER
02/04/2022	2815	3,456.29	MONTOUR SCHOOL DISTR	WSFS GENER
02/04/2022	2816	237.40	MOTION IN INK, LLC	WSFS GENER
02/04/2022	2817	219.65	N2Y INC	WSFS GENER
02/04/2022	2818	764.94	PAPCO	WSFS GENER
02/04/2022	2819	149.00	PENNSYLVANIA PSYCHOL	WSFS GENER
02/04/2022	2820	600.00	PENNSYLVANIA STATE A	WSFS GENER
02/04/2022	2821	70.00	PETERS, EZRA	WSFS GENER
02/04/2022	2822	206.02	PHOENIXVILLE HARDWAR	WSFS GENER
02/04/2022	2823	1,534.20	QCC INSURANCE COMPAN	WSFS GENER
02/04/2022	2824	3,832.14	REPUBLIC SERVICES	WSFS GENER
02/04/2022	2825	65.00	RODRIGUEZ, GABRIEL	WSFS GENER
02/04/2022	2826	30.00	ROSENFELD, ZACHARY	WSFS GENER
02/04/2022	2827	30.00	SCHOLASTIC STUDENT S	WSFS GENER
02/04/2022	2828	966.62	SHIFFLER EQPT SALES	WSFS GENER
02/04/2022	2829	72.27	STAPLES ADVANTAGE	WSFS GENER
02/04/2022	2830	2,067.50	TOAD HOLLOW ATHLETIC	WSFS GENER
02/04/2022	2831	829.53	VERIZON	WSFS GENER
02/04/2022	2832	1,142.64	WILSON LANGUAGE TRAI	WSFS GENER
02/11/2022	2833	366.82	ALBERTSONS / SAFEWAY	WSFS GENER
02/11/2022	2834	668.00	ALPINE SANITATION	WSFS GENER
02/11/2022	2835	2,805.00	APPLE INC	WSFS GENER
02/11/2022	2836	100.12	AQUA PA	WSFS GENER
02/11/2022	2837	137.76	BEATTY, LAURA	WSFS GENER
02/11/2022	2838	3,300.00	CONCEPT SCHOOL	WSFS GENER
02/11/2022	2839	257.85	CRYSTAL SPRINGS	WSFS GENER
02/11/2022	2840	14,000.00	DISTRICT MANAGEMENT	WSFS GENER
02/11/2022	2841	2,000.00	DUTRISAC, FRANCINE	WSFS GENER
02/11/2022	2842	139.30	EAGLE WIRELESS COMMU	WSFS GENER
02/11/2022	2843	19,770.76	EPLUS TECHNOLOGY INC	WSFS GENER
02/11/2022	2844	1,087.80	EXPANDING EXPRESSION	WSFS GENER
02/11/2022	2845	1,718.94	GLOBAL EQUIPMENT COM	WSFS GENER
02/11/2022	2846	175.50	THE PROPHET CORPORAT	WSFS GENER
02/11/2022	2847	1,439.06	JOHNSON CONTROLS FIR	WSFS GENER



CHECK DATE	CHECK NUMBER	AMOUNT	VENDOR	BANK CODE
02/11/2022	2848	72.41	KOCHER, RICHARD JR	WSFS GENER
02/11/2022	2849	50.69	KUTCH, KATHLEEN	WSFS GENER
02/11/2022	2850	279.81	LEARNWELL SERVICES	WSFS GENER
02/11/2022	2851	591.12	LEE & LOW BOOKS	WSFS GENER
02/11/2022	2852	396.40	MENCHEY MUSIC SERVIC	WSFS GENER
02/11/2022	2853	1,200.00	MONROE CAPITAL HOLDI	WSFS GENER
02/11/2022	2854	198.92	PHOENIXVILLE HARDWAR	WSFS GENER
02/11/2022	2855	10,000.00	PROJECT LIBERTAD	WSFS GENER
02/11/2022	2856	1,115.61	COMMONWEALTH OF PA P	WSFS GENER
02/11/2022	2857	348.74	STAPLES ADVANTAGE	WSFS GENER
02/11/2022	2858	1,741.50	STENHOUSE PUBLISHERS	WSFS GENER
02/11/2022	2859	848.97	VERIZON	WSFS GENER
02/11/2022	2860	29.00	WESTERN INDUSTRIES -	WSFS GENER
02/18/2022	2861	2,136.23	AGORA CYBER CHARTER	WSFS GENER
02/18/2022	2862	492.78	CHESTER COUNTY TAX C	WSFS GENER
02/18/2022	2863	11,604.00	COLLEGE ENTRANCE EXA	WSFS GENER
02/18/2022	2864	26.50	DAVE'S MOBILE LOCK S	WSFS GENER
02/18/2022	2865	1,500.00	DELAWARE VALLEY FRIE	WSFS GENER
02/18/2022	2866	4,019.44	INSIGHT PA CYBER CHA	WSFS GENER
02/18/2022	2867	1,800.00	KENCREST SERVICES	WSFS GENER
02/18/2022	2868	414.01	KEYSTONE COLLECTIONS	WSFS GENER
02/18/2022	2869	30.00	KLINE, CARLA	WSFS GENER
02/18/2022	2870	4,075.00	ALLISON RODMAN	WSFS GENER
02/18/2022	2871	2,375.00	MCCARTHY, EDWARD SR	WSFS GENER
02/18/2022	2872	200.00	MCIU	WSFS GENER
02/18/2022	2873	1,190.00	PA PRINCIPALS ASSOCI	WSFS GENER
02/18/2022	2874	2,000.00	PHOENIXVILLE COUNTRY	WSFS GENER
02/18/2022	2875	115.69	PHOENIXVILLE HARDWAR	WSFS GENER
02/18/2022	2876	2,453.86	PHOENIXVILLE AREA HI	WSFS GENER
02/18/2022	2877	935.97	QUADIENT LEASING USA	WSFS GENER
02/18/2022	2878	79,073.00	THE QUAKER SCHOOL AT	WSFS GENER
02/18/2022	2879	4,722.92	REACH CYBER CHARTER	WSFS GENER
02/18/2022	2880	1,762.98	SCHOOL HEALTH CORPOR	WSFS GENER
02/18/2022	2881	66.40	STAPLES ADVANTAGE	WSFS GENER
02/18/2022	2882	454.00	STORK'S AUTOMOTIVE I	WSFS GENER
02/18/2022	2883	23.04	UNITED PARCEL SERVIC	WSFS GENER
02/18/2022	2884	172.71	VERIZON	WSFS GENER
02/18/2022	2885	1,560.00	WILMINGTON TRUST	WSFS GENER
02/25/2022	2886	558.00	THE CAMPHILL SCHOOLS	WSFS GENER
02/25/2022	2887	155.40	NORRISTOWN ZOOLOGICA	WSFS GENER
02/25/2022	2888	336.00	IMPRESS4LESS, LLC	WSFS GENER
02/25/2022	2889	174.01	PENNSYLVANIA AMERICA	WSFS GENER
02/25/2022	2890	60.08	PHOENIXVILLE HARDWAR	WSFS GENER
02/25/2022	2891	727.45	SMART CARE EQUIPMENT	WSFS GENER
02/25/2022	2892	2,124.05	VERIZON WIRELESS SER	WSFS GENER
02/25/2022	2893	445.00	WGI SPORT OF THE ART	WSFS GENER
02/04/2022	212201205	1,642.50	ABINGTON SPEECH PATH	WSFS GENER
02/04/2022	212201205	-1,642.50	ABINGTON SPEECH PATH	WSFS GENER
02/04/2022	212201206	184.97	AHOLD FINANCIAL SERV	WSFS GENER
02/04/2022	212201206	-184.97	AHOLD FINANCIAL SERV	WSFS GENER
02/04/2022	212201208	1,696.54	AMAZON CAPITAL SERVI	WSFS GENER
02/04/2022	212201208	-1,696.54	AMAZON CAPITAL SERVI	WSFS GENER
02/04/2022	212201209	102.09	B & H PHOTO-VIDEO	WSFS GENER
02/04/2022	212201209	-102.09	B & H PHOTO-VIDEO	WSFS GENER
02/04/2022	212201210	9,063.81	BARTELL & BARTELL LT	WSFS GENER
02/04/2022	212201210	-9,063.81	BARTELL & BARTELL LT	WSFS GENER

<u>CHECK</u>	<u>CHECK</u>			<u>BANK</u>
<u>DATE</u>	<u>NUMBER</u>	<u>AMOUNT</u>	<u>VENDOR</u>	<u>CODE</u>
02/04/2022	212201211	1,836.55	BLICK ART MATERIALS	WSFS GENER
02/04/2022	212201211	-1,836.55	BLICK ART MATERIALS	WSFS GENER
02/04/2022	212201212	980.50	BOGOTA, ANA	WSFS GENER
02/04/2022	212201212	-980.50	BOGOTA, ANA	WSFS GENER
02/04/2022	212201213	1,299.00	COUGHLAN COMPANIES L	WSFS GENER
02/04/2022	212201213	-1,299.00	COUGHLAN COMPANIES L	WSFS GENER
02/04/2022	212201214	34,727.66	CCIU	WSFS GENER
02/04/2022	212201214	-34,727.66	CCIU	WSFS GENER
02/04/2022	212201215	12,000.00	CDW GOVERNMENT INC	WSFS GENER
02/04/2022	212201215	-12,000.00	CDW GOVERNMENT INC	WSFS GENER
02/04/2022	212201216	23,244.00	DELL MARKETING L.P.	WSFS GENER
02/04/2022	212201216	-23,244.00	DELL MARKETING L.P.	WSFS GENER
02/04/2022	212201217	79.81	DENNEY ELECTRIC	WSFS GENER
02/04/2022	212201217	-79.81	DENNEY ELECTRIC	WSFS GENER
02/04/2022	212201218	19,220.30	ESS NORTHEAST LLC	WSFS GENER
02/04/2022	212201218	-19,220.30	ESS NORTHEAST LLC	WSFS GENER
02/04/2022	212201219	173.96	FASTENAL COMPANY	WSFS GENER
02/04/2022	212201219	-173.96	FASTENAL COMPANY	WSFS GENER
02/04/2022	212201220	1,072.86	FERGUSON ENTERPRISES	WSFS GENER
02/04/2022	212201220	-1,072.86	FERGUSON ENTERPRISES	WSFS GENER
02/04/2022	212201221	50.52	GENUINE PARTS CO NAP	WSFS GENER
02/04/2022	212201221	-50.52	GENUINE PARTS CO NAP	WSFS GENER
02/04/2022	212201222	295.00	GRAY BROTHERS INC	WSFS GENER
02/04/2022	212201222	-295.00	GRAY BROTHERS INC	WSFS GENER
02/04/2022	212201223	4,715.00	PALMIERI HOLDINGS, I	WSFS GENER
02/04/2022	212201223	-4,715.00	PALMIERI HOLDINGS, I	WSFS GENER
02/04/2022	212201224	5,167.50	LISA A BRADY LLC	WSFS GENER
02/04/2022	212201224	-5,167.50	LISA A BRADY LLC	WSFS GENER
02/04/2022	212201225	2,649.44	NATIONAL VISION ADMI	WSFS GENER
02/04/2022	212201225	-2,649.44	NATIONAL VISION ADMI	WSFS GENER
02/04/2022	212201226	501.20	OFFICE BASICS INC	WSFS GENER
02/04/2022	212201226	-501.20	OFFICE BASICS INC	WSFS GENER
02/04/2022	212201227	28,814.77	PA LEADERSHIP CHARTE	WSFS GENER
02/04/2022	212201227	-28,814.77	PA LEADERSHIP CHARTE	WSFS GENER
02/04/2022	212201228	17,334.79	PECO	WSFS GENER
02/04/2022	212201228	-17,334.79	PECO	WSFS GENER
02/04/2022	212201229	5,903.65	PENNSYLVANIA VIRTUAL	WSFS GENER
02/04/2022	212201229	-5,903.65	PENNSYLVANIA VIRTUAL	WSFS GENER
02/04/2022	212201230	874.62	PETROLEUM TRADERS CO	WSFS GENER
02/04/2022	212201230	-874.62	PETROLEUM TRADERS CO	WSFS GENER
02/04/2022	212201231	2,939.46	PHOENIXVILLE AREA ED	WSFS GENER
02/04/2022	212201231	-2,939.46	PHOENIXVILLE AREA ED	WSFS GENER
02/04/2022	212201232	5.00	PHOENIXVILLE COMMUNI	WSFS GENER
02/04/2022	212201232	-5.00	PHOENIXVILLE COMMUNI	WSFS GENER
02/04/2022	212201233	1,924.29	PHOENIXVILLE EDUCATI	WSFS GENER
02/04/2022	212201233	-1,924.29	PHOENIXVILLE EDUCATI	WSFS GENER
02/04/2022	212201234	1,188.60	QUEST BEHAVIORAL HEA	WSFS GENER
02/04/2022	212201234	-1,188.60	QUEST BEHAVIORAL HEA	WSFS GENER
02/04/2022	212201235	245,700.59	RESCHINI AGENCY INC	WSFS GENER
02/04/2022	212201235	-245,700.59	RESCHINI AGENCY INC	WSFS GENER
02/04/2022	212201236	32.53	RICHARDS, KAYLA	WSFS GENER
02/04/2022	212201236	-32.53	RICHARDS, KAYLA	WSFS GENER
02/04/2022	212201237	5,941.30	SDIC	WSFS GENER
02/04/2022	212201237	-5,941.30	SDIC	WSFS GENER
02/04/2022	212201238	110.59	SHERWIN WILLIAMS	WSFS GENER
02/04/2022	212201238	-110.59	SHERWIN WILLIAMS	WSFS GENER

CHECK DATE	CHECK NUMBER	AMOUNT	VENDOR	BANK CODE
02/04/2022	212201239	9,104.89	SIEMENS INDUSTRY	WSFS GENER
02/04/2022	212201239	-9,104.89	SIEMENS INDUSTRY	WSFS GENER
02/04/2022	212201240	632.40	SINCLAIR CAMPBELL CO	WSFS GENER
02/04/2022	212201240	-632.40	SINCLAIR CAMPBELL CO	WSFS GENER
02/04/2022	212201241	3,996.00	SPINOZZI, JULIE	WSFS GENER
02/04/2022	212201241	-3,996.00	SPINOZZI, JULIE	WSFS GENER
02/04/2022	212201242	199.55	STAR PRINTING INC	WSFS GENER
02/04/2022	212201242	-199.55	STAR PRINTING INC	WSFS GENER
02/04/2022	212201243	103.65	STEVE WEISS MUSIC IN	WSFS GENER
02/04/2022	212201243	-103.65	STEVE WEISS MUSIC IN	WSFS GENER
02/04/2022	212201244	2,649.98	SUJON ENTERPRISES -Q	WSFS GENER
02/04/2022	212201244	-2,649.98	SUJON ENTERPRISES -Q	WSFS GENER
02/04/2022	212201245	1,347.62	SWEET, STEVENS, KATZ	WSFS GENER
02/04/2022	212201245	-1,347.62	SWEET, STEVENS, KATZ	WSFS GENER
02/04/2022	212201246	126.90	TAGUE LUMBER	WSFS GENER
02/04/2022	212201246	-126.90	TAGUE LUMBER	WSFS GENER
02/04/2022	212201247	338.50	TECHSMITH CORPORATIO	WSFS GENER
02/04/2022	212201247	-338.50	TECHSMITH CORPORATIO	WSFS GENER
02/04/2022	212201248	1,332.00	TELEMEDICINE MANAGEM	WSFS GENER
02/04/2022	212201248	-1,332.00	TELEMEDICINE MANAGEM	WSFS GENER
02/04/2022	212201249	2,128.00	TITANIUM SECURITY &	WSFS GENER
02/04/2022	212201249	-2,128.00	TITANIUM SECURITY &	WSFS GENER
02/04/2022	212201250	833.90	TOZOUR-ENERGY SYSTEM	WSFS GENER
02/04/2022	212201250	-833.90	TOZOUR-ENERGY SYSTEM	WSFS GENER
02/04/2022	212201251	69.54	UNITED REFRIGERATION	WSFS GENER
02/04/2022	212201251	-69.54	UNITED REFRIGERATION	WSFS GENER
02/04/2022	212201252	141.10	WHITEHEAD, LE ROY	WSFS GENER
02/04/2022	212201252	-141.10	WHITEHEAD, LE ROY	WSFS GENER
02/04/2022	212201253	90.00	WIGGINS SHREDDING IN	WSFS GENER
02/04/2022	212201253	-90.00	WIGGINS SHREDDING IN	WSFS GENER
02/07/2022	212201254	1,642.50	ABINGTON SPEECH PATH	WSFS GENER
02/07/2022	212201255	184.97	AHOLD FINANCIAL SERV	WSFS GENER
02/07/2022	212201257	1,696.54	AMAZON CAPITAL SERVI	WSFS GENER
02/07/2022	212201258	102.09	B & H PHOTO-VIDEO	WSFS GENER
02/07/2022	212201259	9,063.81	BARTELL & BARTELL LT	WSFS GENER
02/07/2022	212201260	1,836.55	BLICK ART MATERIALS	WSFS GENER
02/07/2022	212201261	980.50	BOGOTA, ANA	WSFS GENER
02/07/2022	212201262	1,299.00	COUGHLAN COMPANIES L	WSFS GENER
02/07/2022	212201263	34,727.66	CCIU	WSFS GENER
02/07/2022	212201264	12,000.00	CDW GOVERNMENT INC	WSFS GENER
02/07/2022	212201265	23,244.00	DELL MARKETING L.P.	WSFS GENER
02/07/2022	212201266	79.81	DENNEY ELECTRIC	WSFS GENER
02/07/2022	212201267	19,220.30	ESS NORTHEAST LLC	WSFS GENER
02/07/2022	212201268	173.96	FASTENAL COMPANY	WSFS GENER
02/07/2022	212201269	1,072.86	FERGUSON ENTERPRISES	WSFS GENER
02/07/2022	212201270	50.52	GENUINE PARTS CO NAP	WSFS GENER
02/07/2022	212201271	295.00	GRAY BROTHERS INC	WSFS GENER
02/07/2022	212201272	4,715.00	PALMIERI HOLDINGS, I	WSFS GENER
02/07/2022	212201273	5,167.50	LISA A BRADY LLC	WSFS GENER
02/07/2022	212201274	2,649.44	NATIONAL VISION ADMI	WSFS GENER
02/07/2022	212201275	501.20	OFFICE BASICS INC	WSFS GENER
02/07/2022	212201276	28,814.77	PA LEADERSHIP CHARTE	WSFS GENER
02/07/2022	212201277	17,334.79	PECO	WSFS GENER
02/07/2022	212201278	5,903.65	PENNSYLVANIA VIRTUAL	WSFS GENER
02/07/2022	212201279	874.62	PETROLEUM TRADERS CO	WSFS GENER
02/07/2022	212201280	2,939.46	PHOENIXVILLE AREA ED	WSFS GENER

CHECK DATE	CHECK NUMBER	AMOUNT	VENDOR	BANK CODE
02/07/2022	212201281	5.00	PHOENIXVILLE COMMUNI	WSFS GENER
02/07/2022	212201282	1,924.29	PHOENIXVILLE EDUCATI	WSFS GENER
02/07/2022	212201283	1,188.60	QUEST BEHAVIORAL HEA	WSFS GENER
02/07/2022	212201284	245,700.59	RESCHINI AGENCY INC	WSFS GENER
02/07/2022	212201285	32.53	RICHARDS, KAYLA	WSFS GENER
02/07/2022	212201286	5,941.30	SDIC	WSFS GENER
02/07/2022	212201287	110.59	SHERWIN WILLIAMS	WSFS GENER
02/07/2022	212201288	9,104.89	SIEMENS INDUSTRY	WSFS GENER
02/07/2022	212201289	632.40	SINCLAIR CAMPBELL CO	WSFS GENER
02/07/2022	212201290	3,996.00	SPINOZZI, JULIE	WSFS GENER
02/07/2022	212201291	199.55	STAR PRINTING INC	WSFS GENER
02/07/2022	212201292	103.65	STEVE WEISS MUSIC IN	WSFS GENER
02/07/2022	212201293	2,649.98	SUJON ENTERPRISES -Q	WSFS GENER
02/07/2022	212201294	1,347.62	SWEET, STEVENS, KATZ	WSFS GENER
02/07/2022	212201295	126.90	TAGUE LUMBER	WSFS GENER
02/07/2022	212201296	338.50	TECHSMITH CORPORATIO	WSFS GENER
02/07/2022	212201297	1,332.00	TELEMEDICINE MANAGEM	WSFS GENER
02/07/2022	212201298	2,128.00	TITANIUM SECURITY &	WSFS GENER
02/07/2022	212201299	833.90	TOZOUR-ENERGY SYSTEM	WSFS GENER
02/07/2022	212201300	69.54	UNITED REFRIGERATION	WSFS GENER
02/07/2022	212201301	141.10	WHITEHEAD, LE ROY	WSFS GENER
02/07/2022	212201302	90.00	WIGGINS SHREDDING IN	WSFS GENER
02/11/2022	212201303	410.93	AMAZON CAPITAL SERVI	WSFS GENER
02/11/2022	212201304	454.49	B & H PHOTO-VIDEO	WSFS GENER
02/11/2022	212201305	297.49	BECKER'S SCHOOL SUPP	WSFS GENER
02/11/2022	212201306	163.52	BRETT, THOMAS	WSFS GENER
02/11/2022	212201307	13,688.13	CCIU	WSFS GENER
02/11/2022	212201308	3,800.00	COTTAGE SEVEN EDUCAT	WSFS GENER
02/11/2022	212201309	3,457.05	CROWN CASTLE FIBER L	WSFS GENER
02/11/2022	212201310	716.06	DENNEY ELECTRIC	WSFS GENER
02/11/2022	212201311	87.24	DONNELLY, MICHAEL	WSFS GENER
02/11/2022	212201312	15.45	EDDY, SARAH	WSFS GENER
02/11/2022	212201313	25,470.85	ESS NORTHEAST LLC	WSFS GENER
02/11/2022	212201314	73.65	FERGUSON ENTERPRISES	WSFS GENER
02/11/2022	212201315	197.14	GENUINE PARTS CO NAP	WSFS GENER
02/11/2022	212201316	592.06	W. W. GRAINGER INC	WSFS GENER
02/11/2022	212201317	1,651.65	GREENWOOD PUBLISHING	WSFS GENER
02/11/2022	212201318	2,967.72	IMPERIAL BAG & PAPER	WSFS GENER
02/11/2022	212201319	1,817.60	LANGUAGE LINE SERVIC	WSFS GENER
02/11/2022	212201320	750.00	MAZAK, DORENE	WSFS GENER
02/11/2022	212201321	215.00	MC KAY, NICOLE	WSFS GENER
02/11/2022	212201322	1,325.92	OFFICE BASICS INC	WSFS GENER
02/11/2022	212201323	2,917.07	PECO	WSFS GENER
02/11/2022	212201324	15,150.18	PEDIATRIC THERAPEUTI	WSFS GENER
02/11/2022	212201325	14,696.84	PETROLEUM TRADERS CO	WSFS GENER
02/11/2022	212201326	6,331.25	PHOENIXVILLE COMMUNI	WSFS GENER
02/11/2022	212201327	36,733.50	PHOENIXVILLE FEDERAL	WSFS GENER
02/11/2022	212201328	120,724.60	RESCHINI AGENCY INC	WSFS GENER
02/11/2022	212201329	83.70	SHERWIN WILLIAMS	WSFS GENER
02/11/2022	212201330	250.20	SHIFFLER EQPT SALES	WSFS GENER
02/11/2022	212201331	562.50	STEVENSON, EILEEN	WSFS GENER
02/11/2022	212201332	104.61	STEVENS, MICHAEL	WSFS GENER
02/11/2022	212201333	75.05	SUNTEX INTERNATIONAL	WSFS GENER
02/11/2022	212201334	3,933.00	TIMOTHY SCHOOL CORPO	WSFS GENER
02/11/2022	212201335	192.00	TITANIUM SECURITY &	WSFS GENER
02/11/2022	212201336	2,765.85	TOSHIBA FINANCIAL SV	WSFS GENER

CHECK DATE	CHECK NUMBER	AMOUNT	VENDOR	BANK CODE
02/11/2022	212201337	72.67	US SUPPLY CO INC	WSFS GENER
02/11/2022	212201338	200,793.75	WILMINGTON TRUST COM	WSFS GENER
02/18/2022	212201340	6,858.15	21ST CENTURY CYBER C	WSFS GENER
02/18/2022	212201341	4,891.00	ABINGTON SPEECH PATH	WSFS GENER
02/18/2022	212201342	100.49	AIRGAS, INC	WSFS GENER
02/18/2022	212201343	2,025.00	ALTERNATIVE LOGISTIC	WSFS GENER
02/18/2022	212201344	4,085.00	ATLAS TRANSPORTATION	WSFS GENER
02/18/2022	212201345	883.00	B & H PHOTO-VIDEO	WSFS GENER
02/18/2022	212201346	4,034.02	BARTELL & BARTELL LT	WSFS GENER
02/18/2022	212201347	293.59	BLICK ART MATERIALS	WSFS GENER
02/18/2022	212201348	26.18	CAMARDA, KATE	WSFS GENER
02/18/2022	212201349	19,259.27	CCIU	WSFS GENER
02/18/2022	212201350	1,657.98	COLLEGIUM CHARTER SC	WSFS GENER
02/18/2022	212201351	1,548.00	DERBAN, ROBYN	WSFS GENER
02/18/2022	212201352	456.00	EDMENTUM INC	WSFS GENER
02/18/2022	212201353	22,292.40	ESS NORTHEAST LLC	WSFS GENER
02/18/2022	212201354	111.10	FEGLEY, ALAN	WSFS GENER
02/18/2022	212201355	454.83	FERGUSON ENTERPRISES	WSFS GENER
02/18/2022	212201356	25,593.41	FOX ROTHSCHILD LLP	WSFS GENER
02/18/2022	212201357	98.40	FRAMES POWER EQUIPME	WSFS GENER
02/18/2022	212201358	60.00	GASBARA, VALERIE	WSFS GENER
02/18/2022	212201359	63.22	GENUINE PARTS CO NAP	WSFS GENER
02/18/2022	212201360	435.60	GREENWOOD PUBLISHING	WSFS GENER
02/18/2022	212201361	5,319.62	IMPERIAL BAG & PAPER	WSFS GENER
02/18/2022	212201362	2,737.00	PALMIERI HOLDINGS, I	WSFS GENER
02/18/2022	212201363	364,068.00	KRISE TRANSPORTATION	WSFS GENER
02/18/2022	212201364	3,480.00	MELMARK INC	WSFS GENER
02/18/2022	212201365	2,026.65	NATIONAL VISION ADMI	WSFS GENER
02/18/2022	212201366	1,888.24	NCS PEARSON INC	WSFS GENER
02/18/2022	212201367	20,373.45	PAPCO	WSFS GENER
02/18/2022	212201368	14,643.88	PETROLEUM TRADERS CO	WSFS GENER
02/18/2022	212201369	3,851.08	PHILADELPHIA PROTECT	WSFS GENER
02/18/2022	212201370	2,939.46	PHOENIXVILLE AREA ED	WSFS GENER
02/18/2022	212201371	5.00	PHOENIXVILLE COMMUNI	WSFS GENER
02/18/2022	212201372	1,950.24	PHOENIXVILLE EDUCATI	WSFS GENER
02/18/2022	212201373	261.50	PIONEER MANUFACTURIN	WSFS GENER
02/18/2022	212201374	1,188.60	QUEST BEHAVIORAL HEA	WSFS GENER
02/18/2022	212201375	222,872.87	RESCHINI AGENCY INC	WSFS GENER
02/18/2022	212201376	301.52	ROBERT E LITTLE INC	WSFS GENER
02/18/2022	212201377	41.00	ROTARY CLUB OF PHOEN	WSFS GENER
02/18/2022	212201378	997.50	S A COMUNALE COMPANY	WSFS GENER
02/18/2022	212201379	1,332.00	TELEMEDICINE MANAGEM	WSFS GENER
02/18/2022	212201380	3,924.00	TITANIUM SECURITY &	WSFS GENER
02/18/2022	212201381	16,800.00	TLS TEACHING LEARNIN	WSFS GENER
02/18/2022	212201382	80.12	US SUPPLY CO INC	WSFS GENER
02/18/2022	212201383	624.00	WAPPINGERS FALLS SHO	WSFS GENER
02/25/2022	212201384	180.29	AHOLD FINANCIAL SERV	WSFS GENER
02/25/2022	212201386	2,050.67	AMAZON CAPITAL SERVI	WSFS GENER
02/25/2022	212201387	441.00	CHEMSEARCH	WSFS GENER
02/25/2022	212201388	45.00	DENNEY ELECTRIC	WSFS GENER
02/25/2022	212201389	776.24	FASTENAL COMPANY	WSFS GENER
02/25/2022	212201390	169.96	GENUINE PARTS CO NAP	WSFS GENER
02/25/2022	212201391	3,123.82	W. W. GRAINGER INC	WSFS GENER
02/25/2022	212201392	4,778.30	IMPERIAL BAG & PAPER	WSFS GENER
02/25/2022	212201393	11,025.00	KAMPUS KLOTHES INC	WSFS GENER
02/25/2022	212201394	2,670.00	KENCOR, LLC	WSFS GENER

<u>CHECK</u>	<u>CHECK</u>			<u>BANK</u>
<u>DATE</u>	<u>NUMBER</u>	<u>AMOUNT</u>	<u>VENDOR</u>	<u>CODE</u>
02/25/2022	212201395	6,250.00	KINETIC PHYSICAL THE	WSFS GENER
02/25/2022	212201396	394.85	KRISE TRANSPORTATION	WSFS GENER
02/25/2022	212201397	35,101.66	LAKESIDE YOUTH SERVI	WSFS GENER
02/25/2022	212201398	435.51	LAWN & GOLF SUPPLY C	WSFS GENER
02/25/2022	212201399	40.00	MADYUN, ABDUL	WSFS GENER
02/25/2022	212201399	-40.00	MADYUN, ABDUL	WSFS GENER
02/25/2022	212201400	117.00	MC KAY, NICOLE	WSFS GENER
02/25/2022	212201401	691.86	MCKESSON MEDICAL-SUR	WSFS GENER
02/25/2022	212201402	110.00	PSYCHOLOGICAL ASSESS	WSFS GENER
02/25/2022	212201403	37,966.15	PECO	WSFS GENER
02/25/2022	212201404	44,935.54	RESCHINI AGENCY INC	WSFS GENER
02/25/2022	212201405	100.00	RIFFEY, SAMANTHA	WSFS GENER
02/25/2022	212201406	190.00	SCHOOL PRIDE LTD	WSFS GENER
02/25/2022	212201407	76.60	SHERWIN WILLIAMS	WSFS GENER
02/25/2022	212201408	1,944.00	TITANIUM SECURITY &	WSFS GENER
02/25/2022	212201409	16,950.07	TOSHIBA FINANCIAL SV	WSFS GENER
02/25/2022	212201410	25.67	UNITED REFRIGERATION	WSFS GENER

2,289,319.44 Totals for checks

FUND SUMMARY

<u>FUND</u>	<u>DESCRIPTION</u>	<u>BALANCE SHEET</u>	<u>REVENUE</u>	<u>EXPENSE</u>	<u>TOTAL</u>
10	GENERAL FUND	652,679.98	492.78	1,446,232.58	2,099,405.34
51	FOOD SERVICE FUND	-3,234.64	0.00	193,148.74	189,914.10
***	Fund Summary Totals ***	649,445.34	492.78	1,639,381.32	2,289,319.44

\*\*\*\*\* End of report \*\*\*\*\*



PHOENIXVILLE AREA SCHOOL DISTRICT

Treasurer's Report

March 1, 2022

CHECKING ACCOUNT CASH ON HAND BALANCE - February 1, 2022

\$ 4,574,707.80

RECEIPTS

TAX COLLECTION:

Keystone Tax Collector

Real Estate Taxes	\$	-	
Interim Real Estate Taxes	\$	16,107.90	
Earned Income Tax	\$	1,158,055.38	
Per Capita Tax	\$	2,033.90	
Occupation Tax	\$	22,912.93	\$ 1,199,110.11

Delinquent Taxes

Real Estate Delinquent	\$	69,077.19	
Occupational Delinquent	\$	67,143.90	
Per Capita Delinquent	\$	4,304.45	\$ 140,525.54

Realty Transfer Tax:

By Cash	\$	217,666.52	\$ 217,666.52
---------	----	------------	---------------

TOTAL RECEIPTS FROM TAX COLLECTION

\$ 1,557,302.17

RECEIPTS FROM INVESTED FUNDS:

Interest Income	\$	629.56	
-----------------	----	--------	--

TOTAL RECEIPTS FROM INVESTED FUNDS

\$ 629.56

OTHER RECEIPTS:

Transfer from PSDLAF	\$	209,403.51	
Trans from Meridian Bank	\$	5,000,000.00	
SchoolPay Deposits	\$	8,112.70	
Miscellaneous	\$	208,729.35	

TOTAL OTHER RECEIPTS

\$ 5,426,245.56

TOTAL RECEIPTS

\$ 6,984,177.29

TOTAL CHECKING ACCOUNT AVAILABLE FOR USE

\$ 11,558,885.09

EXPENDITURES

Payroll	\$	3,446,406.20	
Reschini Agency	\$	634,233.60	
Chester County Intermediate Unit	\$	67,675.06	
PECO	\$	58,218.01	
Constellation	\$	11,866.17	
Verizon	\$	3,975.26	
Krise Transportatiom	\$	364,462.85	
UCCI	\$	-	
Debt Service	\$	200,793.75	
Transfers Out	\$	286,980.43	
Other Bills	\$	758,180.64	

TOTAL EXPENDITURES

\$ 5,832,791.97

CHECKING ACCOUNT BALANCE ON HAND - 02/28/2022

\$ 5,726,093.12



<b>ADD: PA School District Liquid Asset Fund -</b>		
Balance - 02/1/2022	\$	394,323.89
Deduct: Transfer to WSFS General Fund	\$	(209,403.51)
Deduct: Bills	\$	(1,064.42)
Add: Interest Income	\$	7.04
Comm. of PA - Basic Ed	\$	746,710.00
National School Lunch Program	\$	209,403.51
Title I	\$	111,544.08
Title II	\$	-
Title III	\$	5,581.93
Title IV	\$	4,747.00
Section 1305 & 1306	\$	683.04
PA SMART Grant	\$	-
PCCD Grant	\$	-
Health Subsidy	\$	74,746.32
E-Rate	\$	-
SD Special ED	\$	-
CARES Act - ESSER	\$	343,268.73
ARP ESSER	\$	180,130.68
COVID-19 SECIM	\$	-
Ready-to-Learn Grant	\$	-
Retirement	\$	-
Rental Subsidy	\$	380,140.68
Medical Access	\$	-
Social Security	\$	373,213.69
Property Tax Relief	\$	-
SD Transportation	\$	-
NP Transportation	\$	-
Balance - 02/28/2022	\$	2,614,032.66
<b>ADD: PA Local Government Investment Trust -</b>		
Balance - 02/1/2022	\$	45,757.70
Deduct: Transfer to General Fund	\$	-
Add: Interest Income	\$	0.38
Transfer from General Fund	\$	-
Balance - 02/28/2022	\$	45,758.08
<b>ADD: Meridian Bank -</b>		
Balance - 02/1/2022	\$	16,547,898.00
Deduct: Transfer to General Fund	\$	(5,000,020.00)
Add: Interest Income	\$	2,797.14
Transfer from General Fund	\$	-
Balance - 02/28/2022	\$	11,550,675.14
<b>ADD: People's Security Bank &amp; Trust -</b>		
Balance - 02/1/2022	\$	19,577,863.07
Deduct: Transfer to General Fund	\$	-
Add: Interest Income	\$	5,256.52
Transfer from General Fund	\$	-
Balance - 02/28/2022	\$	19,583,119.59
<b>ADD: UNIVEST Bank &amp; Trust -</b>		
Balance - 02/1/2022	\$	12,016,034.52
Deduct: Transfer to General Fund	\$	-
Add: Interest Income	\$	1,345.54
Transfer from General Fund	\$	-
Balance - 02/28/2022	\$	12,017,380.06
<b>ADD: TD Bank</b>		
Balance - 02/1/2022: Schuylkill Escrow	\$	13,622.95
Add: Interest Income	\$	0.06
Deduct: Transfer to General Fund	\$	-
Balance - 02/28/2022	\$	13,623.01
<b>ADD: WSFS Money Market</b>		
Balance - 02/1/2022	\$	1,001,627.69
Deduct: Transfer to General Fund	\$	-
Add: Interest Income	\$	153.69
Transfer from General Fund	\$	-
Balance - 02/28/2022	\$	1,001,781.38

**TOTAL CASH AVAILABLE FOR USE AS OF 02/28/2022**

**\$ 52,552,463.04**

**CAPITAL RESERVE FUND:**

Cash Balance - 02/1/2022	\$	2,435,560.89	
ADD: Interest	\$	280.27	
ADD: Transfer from General Fund	\$	-	
Deduct - Bills	\$	-	
Cash Balance - 02/28/2022		<u>          </u>	\$ 2,435,841.16

**CONSTRUCTION FUND:**

CASH BALANCE - 02/1/2022	\$	278,804.47	
ADD: Interest on Construction Fund	\$	67.71	
ADD: Transfers In	\$	-	
Deduct: Bills	\$	-	
CHECKING ACCOUNT BALANCE - 02/28/2022		<u>          </u>	\$ 278,872.18

INVESTMENT REPORT  
GENERAL FUND

INVESTMENT REPORT							
GENERAL FUND		Month of February 2022					
INSTITUTION	AMOUNT	RATE	TYPE	MATURITY	INTEREST PAID THIS MONTH	INTEREST AT MATURITY	
<b>WSFS</b>	5,726,093.12	0.15%	Variable		629.56		
Money Market	1,001,781.38	0.15%	Variable		153.69		
<b>PSDLAF</b>	2,614,032.66	0.01%	Variable		7.04		
<b>PLGIT</b>							
PA Local Government	45,758.08	0.02%	Variable		0.38		
<b>Meridian Bank</b>	11,550,675.14	0.25%	Variable		2,797.14		
<b>People's Security B&amp;T</b>	19,583,119.59	0.50%	Variable		5,256.52		
<b>UNIVEST</b>	7,017,380.06	0.25%	Fixed		1,345.54		
	5,000,000.00	0.50%	Fixed	9/14/22			25,000.00
<b>TD Bank</b>	13,623.01	0.00%	Variable		0.06		
Matured this month							
<b>TOTALS</b>	<b>52,552,463.04</b>				<b>10,189.93</b>		<b>25,000.00</b>

INVESTMENT REPORT  
GENERAL FUND  
YTD INVESTMENT INCOME

Investment Income 2021-22								
General Fund								
	Total	WSFS	PSDLAF	PLGIT	TD Bank	Meridian	PSB&T	UNIVEST
<b>July</b>	8,971.09	679.70	193.48	0.45	0.36	2,217.57	5,055.06	824.47
<b>Aug</b>	10,416.29	2,599.57	4.10	0.44	0.36	2,218.33	4,741.18	852.31
<b>Sept</b>	14,103.93	4,564.85	6.44	0.40	0.35	3,059.37	5,619.85	852.67
<b>Oct</b>	16,832.30	3,129.33	2.95	0.47	0.36	3,511.00	8,300.89	1,887.30
<b>Nov</b>	15,926.95	2,485.91	7.16	0.62	0.07	3,398.45	8,036.52	1,998.22
<b>Dec</b>	14,901.72	1,583.24	8.52	0.53	0.08	3,512.46	8,307.82	1,489.07
<b>Jan</b>	11,999.32	1,011.04	6.34	0.46	0.07	3,513.21	5,978.81	1,489.39
<b>Feb</b>	10,189.93	783.25	7.04	0.38	0.06	2,797.14	5,256.52	1,345.54
<b>Mar</b>	-							
<b>Apr</b>	-							
<b>May</b>	-							
<b>June</b>	-							
<b>Total</b>	103,341.53	16,836.89	236.03	3.75	1.71	24,227.53	51,296.65	10,738.97

# ***COUNTY OF CHESTER TAX CLAIM BUREAU***

***313 W. MARKET STREET, SUITE 3602, P.O. BOX 2748, WEST CHESTER, PA 19380-0991***

***Phone: 610-344-6360***

***Fax: 610-344-4722***

***www.chesco.org***

February 25, 2022

Phoenixville Area School District  
Dr. Jeremy Melber, Business Manager  
386 City Line Avenue  
Phoenixville, PA 19460


Jeremy,

Chester County has acted to exonerate any uncollectable County real estate property tax liens on certain parcels. The parcels detailed on the attached report have delinquent real estate property taxes that are uncollectable because the mobile homes were physically removed from the associated lot.

At this time, the Chester County Tax Claim Bureau is asking whether your Board is willing to exonerate its property tax lien(s). Such action will allow the Tax Claim Bureau to update its system to reflect only collectable tax liens and ensure more efficient use of resources. If you are amenable to this request, please execute the authorization on the following page and return the original so the Bureau can be assured your taxing authority has received this correspondence. Upon receipt of the authorization, the Bureau will remove the uncollectable tax lien(s) from the system.

Should you not consent to the requested action, please email [jschuck@chesco.org](mailto:jschuck@chesco.org) so the Bureau can record your decision. If you have any clarification questions, do not hesitate to contact me directly at 610-344-6147 Monday through Friday from 8:30 a.m. to 4:30 p.m. Thank you for your partnership in this matter.

Regards,

  
Jonathan B. Schuck  
Director

**AUTHORIZATION**

---

I/We

---

(Members of Board of Supervisors, Council or School District Board of Directors)

On behalf of

---

(City, Borough, Township or School District)

authorize the removal of the tax liens for the attached parcels on

---

(Date)

**Chester County Tax Claim Bureau  
Uncollectable Real Estate Property Tax Liens  
As of February 2021**

Parcel ID	Owner of Record	Tax Authority	Tax Year	Face \$	Penalty \$	Interest \$	Prnt \$	Total \$	Tax Auth. Total \$	Comments
2601_0000150T	Kulp, Joseph	Phoenixville Area SD	2018	537.82	53.78	164.28	0.00	755.88		mobile removed effective 2020 school tax year
		Phoenixville Area SD	2019	546.04	54.60	112.50	0.00	713.14	1,469.02	
2702_0093015T	McLaughlin, Susan	Phoenixville Area SD	2018	23.86	2.39	7.40	0.00	33.65		old mobile removed effective 2020 tax year;
		Phoenixville Area SD	2019	20.63	2.06	4.25	0.00	26.94	60.59	new mobile on lot effective 2021 tax year

## Legal Services Consultation Agreement

For the retainer stated below, Sweet, Stevens, Katz & Williams LLP ("SSKW") will provide the following services to the Phoenixville Area School District ("District") during the 2022-2023 school year:

1. Andrew E. Faust ("Faust"), Jason D. Fortenberry ("Fortenberry") or such other members of the SSKW attorney staff as are available and are acceptable to the District, will provide telephone and electronic mail advice and opinions concerning special education, ESSA compliance, student services, and student civil rights issues to the administrator or administrators designated by the District as the contact. When appropriate and as often as possible, in accordance with current practice, electronic mail opinions and advice, policies, guidelines, forms and worksheets, handouts and outlines, and other material of universal applicability or interest, will be shared with the SSKW pool counsel community, as well as members-only access to our pool counsel "resource room" library of past opinions at [www.sweetstevens.com](http://www.sweetstevens.com).


2. Faust, Fortenberry or such other members of the SSKW attorney staff as are available and are acceptable to the District will provide up to two half-day face-to-face consultations and file reviews with District special education and student services administrators each month. Scheduling of consultations and file reviews will be on a first come, first served basis.

3. Faust, Fortenberry or such other members of the SSKW attorney staff as are available and are acceptable to the District will provide or participate in up to three staff, Board, or parent training sessions, in-services, or group meetings, concerning special education, ESSA compliance, student services, and student civil rights issues, with the specific topics and nature and size of each such training, in-service, or meeting to be determined solely by the District. Use of "micro-training"—training concerning a single or narrow topic delivered to a small audience for whom the training is uniquely suited or necessary—is encouraged. Scheduling of training, in-services, and meetings will be on a first come, first served basis.

4. The District may interchange services described in paragraphs 2 and 3, provided the total number of consultations, file reviews, training sessions, in-services, and group meetings does not exceed thirteen.

The substitution of any attorney for Faust or Fortenberry in the performance of any of the foregoing duties shall occur only with the prior approval of the District. This arrangement does not include representation in administrative or judicial proceedings. Arrangements for such representation must be made separately with SSKW.

In consideration of the foregoing services and commitments, the District shall pay to SSKW the sum of thirteen thousand dollars (\$13,000.00), payable in a single lump sum or ten equal monthly installments, as the District shall designate in writing.



3/11/2022

Andrew E. Faust  
Sweet, Stevens, Katz & Williams LLP

Date

Authorized Agent  
Phoenixville Area School District

Date



# RESOLUTION AND BALLOT FOR INTERMEDIATE UNIT BOARD 2022-23 CORE BUDGET APPROVAL

## PHOENIXVILLE AREA SCHOOL DISTRICT

Section 924-A (6) (i), Act 102 of 1970, requires that the intermediate unit core budget shall be approved by "at least a majority of the school districts comprising the intermediate unit". Each school district must file one copy of this form with the intermediate unit office and it shall be made part of the Intermediate Unit Budget file to confirm compliance with Section 924-A (6) (i), Act 102 of 1970.

<u>Elected School Director</u>	<u>Attendance</u>		<u>Budget Vote</u>	
Susan Turner, President	<input type="checkbox"/> Present	<input type="checkbox"/> Absent	<input type="checkbox"/> Yes	<input type="checkbox"/> No
Scott Overland, Vice President	<input type="checkbox"/> Present	<input type="checkbox"/> Absent	<input type="checkbox"/> Yes	<input type="checkbox"/> No
Caitlyn Carminito	<input type="checkbox"/> Present	<input type="checkbox"/> Absent	<input type="checkbox"/> Yes	<input type="checkbox"/> No
David Golberg	<input type="checkbox"/> Present	<input type="checkbox"/> Absent	<input type="checkbox"/> Yes	<input type="checkbox"/> No
Betsy Ruch	<input type="checkbox"/> Present	<input type="checkbox"/> Absent	<input type="checkbox"/> Yes	<input type="checkbox"/> No
Michelle Schamis	<input type="checkbox"/> Present	<input type="checkbox"/> Absent	<input type="checkbox"/> Yes	<input type="checkbox"/> No
Ayisha Sereni	<input type="checkbox"/> Present	<input type="checkbox"/> Absent	<input type="checkbox"/> Yes	<input type="checkbox"/> No
Victoria Walker	<input type="checkbox"/> Present	<input type="checkbox"/> Absent	<input type="checkbox"/> Yes	<input type="checkbox"/> No
Jerry Weiss	<input type="checkbox"/> Present	<input type="checkbox"/> Absent	<input type="checkbox"/> Yes	<input type="checkbox"/> No

<b>TOTAL</b>	<input style="width: 40px; height: 20px;" type="text"/>	<input style="width: 40px; height: 20px;" type="text"/>	<input style="width: 40px; height: 20px;" type="text"/>	<input style="width: 40px; height: 20px;" type="text"/>
--------------	---	---	---	---

**Proportionate Vote - 5 (2022)**

*The above represents an accurate reporting of the proportionate voting on the Intermediate Unit Board Core Budget for 2022-23 for this district in accordance with Section 924-A (6) of the School Code.*

**Resolution Statement:**

At a meeting on \_\_\_\_\_, 2022, by a vote of \_\_\_\_ ayes, \_\_\_\_ nays, \_\_\_\_ absent, \_\_\_\_ abstentions, as recorded in the minutes, the members of the Board of Directors of the **Phoenixville Area School District**, a member of the Chester County Intermediate Unit #24, approved  or disapproved  the Core Budget of the Intermediate Unit for the fiscal (check one) year July 1, 2022 to June 30, 2023.

Attest:

\_\_\_\_\_  
President

\_\_\_\_\_  
Secretary

# RESOLUTION AND BALLOT FOR INTERMEDIATE UNIT BOARD 2022-23 OCCUPATIONAL EDUCATION BUDGET APPROVAL

## PHOENIXVILLE AREA SCHOOL DISTRICT

Section 924-A (6) (i), Act 102 of 1970, requires that the intermediate unit occupational education budget shall be approved by "at least a majority of the school districts comprising the intermediate unit". Each school district must file one copy of this form with the intermediate unit office and it shall be made part of the Intermediate Unit Budget file to confirm compliance with Section 924-A (6) (i), Act 102 of 1970.

<u>Elected School Director</u>	<u>Attendance</u>		<u>Budget Vote</u>	
Susan Turner, President	<input type="checkbox"/> Present	<input type="checkbox"/> Absent	<input type="checkbox"/> Yes	<input type="checkbox"/> No
Scott Overland, Vice President	<input type="checkbox"/> Present	<input type="checkbox"/> Absent	<input type="checkbox"/> Yes	<input type="checkbox"/> No
Caitlyn Carminito	<input type="checkbox"/> Present	<input type="checkbox"/> Absent	<input type="checkbox"/> Yes	<input type="checkbox"/> No
David Golberg	<input type="checkbox"/> Present	<input type="checkbox"/> Absent	<input type="checkbox"/> Yes	<input type="checkbox"/> No
Betsy Ruch	<input type="checkbox"/> Present	<input type="checkbox"/> Absent	<input type="checkbox"/> Yes	<input type="checkbox"/> No
Michelle Schamis	<input type="checkbox"/> Present	<input type="checkbox"/> Absent	<input type="checkbox"/> Yes	<input type="checkbox"/> No
Ayisha Sereni	<input type="checkbox"/> Present	<input type="checkbox"/> Absent	<input type="checkbox"/> Yes	<input type="checkbox"/> No
Victoria Walker	<input type="checkbox"/> Present	<input type="checkbox"/> Absent	<input type="checkbox"/> Yes	<input type="checkbox"/> No
Jerry Weiss	<input type="checkbox"/> Present	<input type="checkbox"/> Absent	<input type="checkbox"/> Yes	<input type="checkbox"/> No

<b>TOTAL</b>	<input type="text"/>	<input type="text"/>	<input type="text"/>	<input type="text"/>
--------------	----------------------	----------------------	----------------------	----------------------

*The above represents an accurate reporting of the proportionate voting on the Intermediate Unit Board Occupational Education Budget for 2022-23 for this district in accordance with Section 924-A (6) of the School Code.*

**Resolution Statement:**

At a meeting on \_\_\_\_\_, 2022, by a vote of \_\_\_\_ ayes, \_\_\_\_ nays, \_\_\_\_ absent, \_\_\_\_ abstentions, as recorded in the minutes, the members of the Board of Directors of the **Phoenixville Area School District**, a member of the Chester County Intermediate Unit #24, approved  or disapproved  the Occupational Education Budget of the Intermediate Unit for the (check one) fiscal year July 1, 2022 to June 30, 2023.

Attest:

\_\_\_\_\_  
President

\_\_\_\_\_  
Secretary

# RESOLUTION AND BALLOT FOR INTERMEDIATE UNIT BOARD 2022-23 CORE BUDGET APPROVAL

## PHOENIXVILLE AREA SCHOOL DISTRICT

Section 924-A (6) (i), Act 102 of 1970, requires that the intermediate unit core budget shall be approved by "at least a majority of the school districts comprising the intermediate unit". Each school district must file one copy of this form with the intermediate unit office and it shall be made part of the Intermediate Unit Budget file to confirm compliance with Section 924-A (6) (i), Act 102 of 1970.

<u>Elected School Director</u>	<u>Attendance</u>		<u>Budget Vote</u>	
Susan Turner, President	<input type="checkbox"/> Present	<input type="checkbox"/> Absent	<input type="checkbox"/> Yes	<input type="checkbox"/> No
Scott Overland, Vice President	<input type="checkbox"/> Present	<input type="checkbox"/> Absent	<input type="checkbox"/> Yes	<input type="checkbox"/> No
Caitlyn Carminito	<input type="checkbox"/> Present	<input type="checkbox"/> Absent	<input type="checkbox"/> Yes	<input type="checkbox"/> No
David Golberg	<input type="checkbox"/> Present	<input type="checkbox"/> Absent	<input type="checkbox"/> Yes	<input type="checkbox"/> No
Betsy Ruch	<input type="checkbox"/> Present	<input type="checkbox"/> Absent	<input type="checkbox"/> Yes	<input type="checkbox"/> No
Michelle Schamis	<input type="checkbox"/> Present	<input type="checkbox"/> Absent	<input type="checkbox"/> Yes	<input type="checkbox"/> No
Ayisha Sereni	<input type="checkbox"/> Present	<input type="checkbox"/> Absent	<input type="checkbox"/> Yes	<input type="checkbox"/> No
Victoria Walker	<input type="checkbox"/> Present	<input type="checkbox"/> Absent	<input type="checkbox"/> Yes	<input type="checkbox"/> No
Jerry Weiss	<input type="checkbox"/> Present	<input type="checkbox"/> Absent	<input type="checkbox"/> Yes	<input type="checkbox"/> No

**TOTAL**

**Proportionate Vote - 5 (2022)**  
*The above represents an accurate reporting of the proportionate voting on the Intermediate Unit Board Core Budget for 2022-23 for this district in accordance with Section 924-A (6) of the School Code.*

**Resolution Statement:**

At a meeting on \_\_\_\_\_, 2022, by a vote of \_\_\_\_ ayes, \_\_\_\_ nays, \_\_\_\_ absent, \_\_\_\_ abstentions, as recorded in the minutes, the members of the Board of Directors of the **Phoenixville Area School District**, a member of the Chester County Intermediate Unit #24, approved  or disapproved  the Core Budget of the Intermediate Unit for the fiscal *(check one)* year July 1, 2022 to June 30, 2023.

Attest:

\_\_\_\_\_  
President

\_\_\_\_\_  
Secretary

March 16, 2022



**Chester County Intermediate Unit**

2022-2023 IU Core, Occupational Education,  
and Categorical Budgets



**Chester County Intermediate Unit**  
**Preliminary 2022-2023 Core, Occupational Education & Categorical Budgets**  
**Table of Contents**

<b><u>Description</u></b>	<b><u>Page</u></b>
Overview of Budget Development Process	3
Fund Balance Considerations	15
Staffing and Employee Benefits	21
Equipment, Supplies, Purchased Services, COVID Impact on Budget	31
Cooperative Purchasing Initiatives	34
Local Tax Base Analysis and Enrollment	38
Categorical Budgets, Grants, and Alternative Sources of Revenue	46
Core Budget Information	57
Occupational Education Budget Information	66
Overview of CCIU Facilities	82
Budget Summary Information and Staffing Matrixes	96
Glossary of CCIU Programs	123

**Acknowledgments**

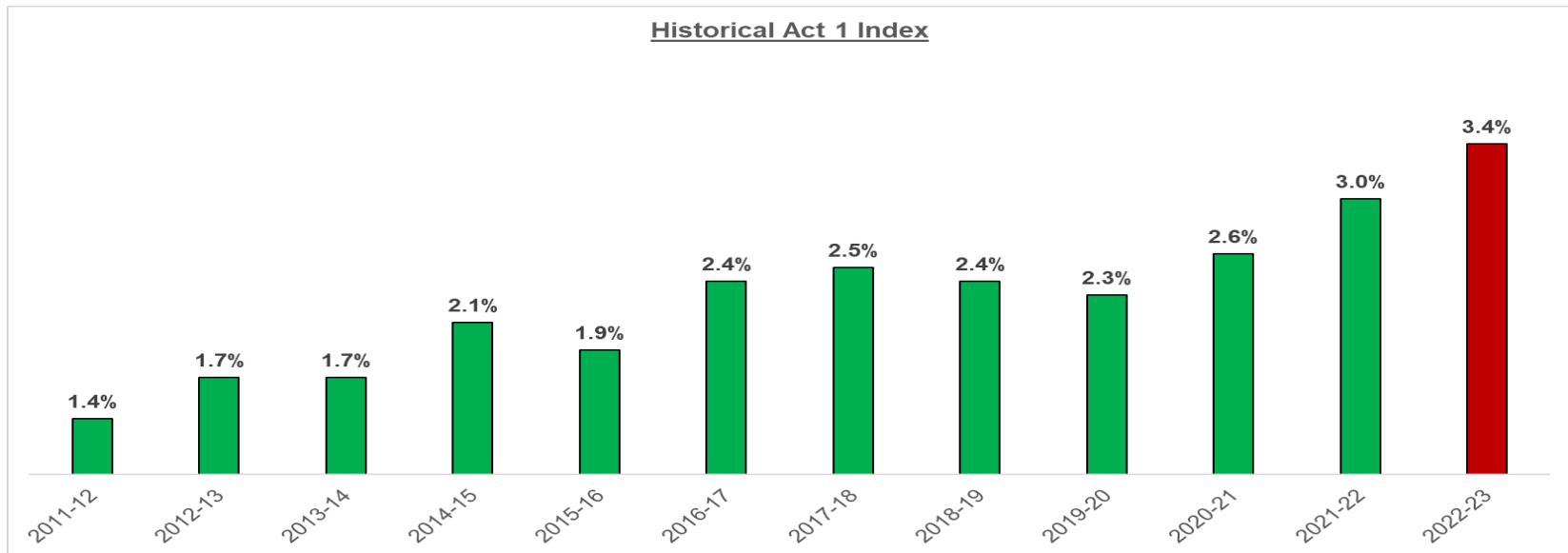
The budget development process involves staff members at all levels of the operational divisions. The following individuals are recognized for their efforts in coordinating the budget development process:

Joyce Humphrey, Director of Finance  
Melissa Murlless, Assistant Director of Finance  
Sharon Kargbo, Assistant Director of Finance  
Sara Eaton, Staff Accountant  
Megan Ferrese, Staff Accountant

The Chester County Intermediate Unit will not discriminate in employment, education programs or activities based on race, color, national origin, age, sex, disability, handicap, marital status or because a person is a disabled veteran of the Vietnam era. Reasonable accommodations will be provided for employees and program participants who are disabled. For information regarding civil rights or grievance procedures, contact Maureen Linahan, Title IX and Section 504 coordinator, at (484) 237-5086; or in writing at the Chester County Intermediate Unit, 455 Boot Road, Downingtown, PA 19335.

## Bottom Line for the 2022-2023 Chester County Intermediate Unit Budgets

- No Increase in proposed Core Budget contributions.
- 2.25% increase in the current Occupational Education tuition rate.
- Marketplace Program prices for Chester County School Districts will be presented on March 16, 2022. The goal is to limit any price increases to the Act 1 Index of 3.4%.



- Categorical Budgets do not require local school district funds and represent alternative sources of revenue to deliver services.

## Commonwealth of Pennsylvania Budget Overview

**Table 3: Act 1 History and Forecast**

Fiscal Year	SAWW <sup>1</sup>	ECl <sup>2</sup>	Base Index <sup>3</sup>	Weighted Index <sup>4</sup>
2017-18	2.6	2.3	2.5	2.9
2018-19	2.2	2.6	2.4	2.7
2019-20	2.2	2.4	2.3	2.6
2020-21	2.2	2.9	2.6	3.0
2021-22	3.1	2.9	3.0	3.4
2022-23	4.7	2.1	3.4	3.9
2023-24	5.7	2.9	4.3	4.9
2024-25	5.6	3.0	4.3	4.9
2025-26	4.1	3.0	3.6	4.1

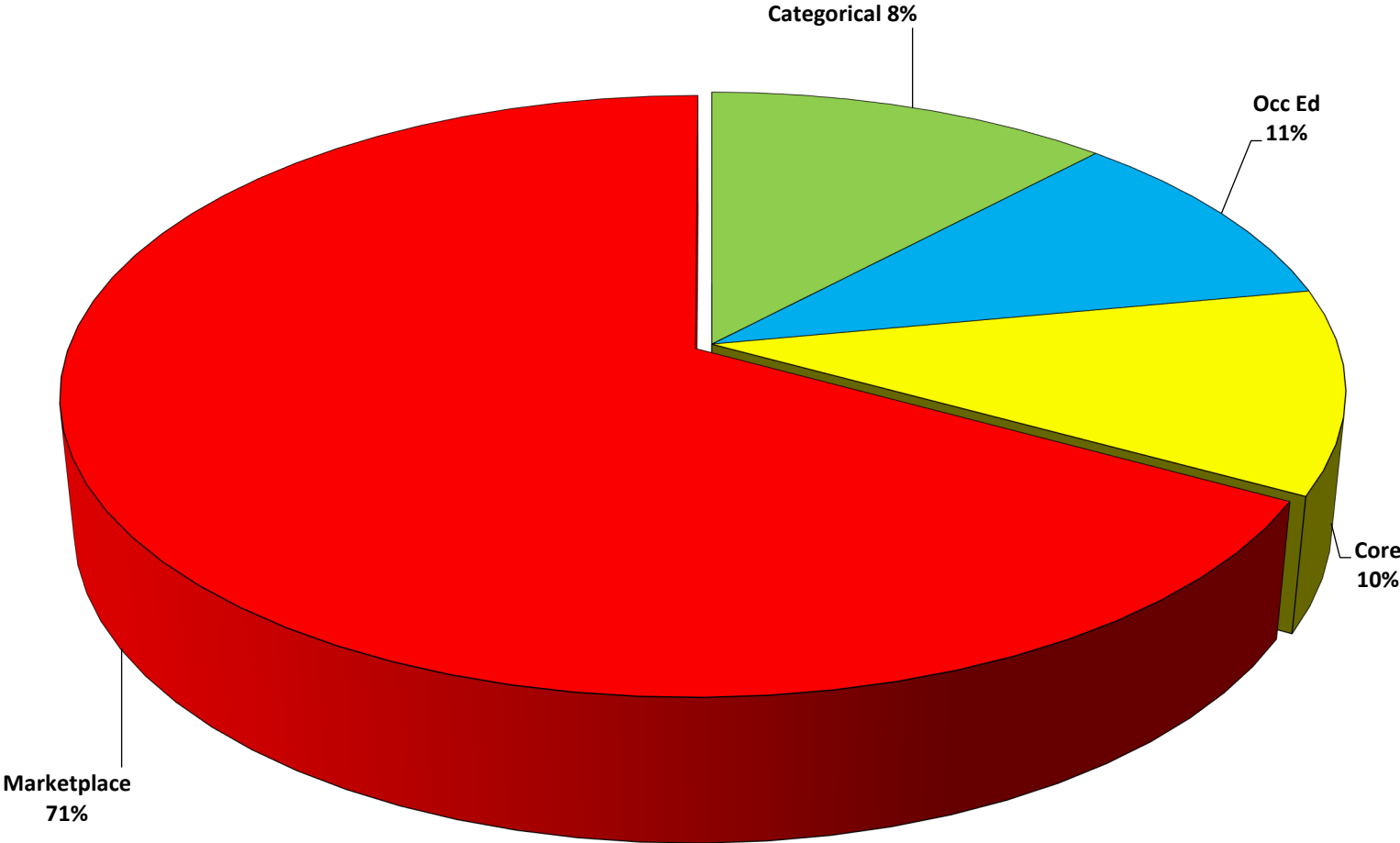
1 Statewide Average Weekly Wage.

2 Employment Cost Index.

3 Average of the SAWW and ECI.

4 Average of the index for each school district weighted by property tax collections.

**Overview of 2022-2023 Budgets**





## CCIU 2022-2023 Organizational Goals

### **1. Define CCIU's Educational Role**

Improve educational outcomes, specifically in the area of career readiness, for all learners enrolled in CCIU programs and those operated by our partner districts that are staffed by CCIU employees.

### **2. Ensure CCIU's Financial Viability**

Create and maintain a transparent and competitive pricing structure that districts understand and value.

### **3. Communicate CCIU's Mission**

Communicate both internally and externally the value and quality of CCIU programs and services.


### **4. Foster CCIU's Culture and Brand**

Foster a culture of support that promotes employee excellence through overall well-being.

## Organizational Goals with Budget and Finance Priorities

### GOAL 2: Ensure CCIU's Financial Viability

- Create and Maintain a Transparent and Competitive Pricing Structure that Districts Understand and Value.
- Adequately and Equitably Fund CCIU Programs while Maintaining the Integrity of CCIU Educational Programs for all Learners (birth through adulthood).
- Establish Annual Growth Measurement Goals and Continue to Seek Alternative Revenue Streams.



## Strategic Plan Areas that Guide Chester County Intermediate Unit Budget Development

- Manage 2021-2022 Budget with the Greatly Limited Increases as Approved by Board
- Prepare 2022-2023 CCIU Budgets and Limit any Increases to Tuition Rates and Prices to “Act 1 Index”
- Assist the Chester County School Districts with Procurement and Vendor Issues
- Encourage and Support Collaborative Efforts to Apply for and Obtain Grants
- Analyze Population Trends and Market Conditions in Order to Set Realistic Growth Measurements



## Overview of 2022-2023 CCIU Budget Development Calendar

### Completed between July 2021 – February 2022

- Finalized Unaudited 2020-2021 Fiscal Results by Program
- Established 2022-2023 Budget Development Assumptions
- Development of Detailed Salary and Benefit Projections by Program
- Comprehensive 2020-2021 Program Enrollment Report (updated monthly)
- Comprehensive 2020-2021 Employee Benefits Report (updated monthly)
- IU Board finalized Organizational Goals with Alignment to Strategic Plan
- Executive Director Reviews Justification for Future Staffing Requirements (Ongoing)
- Budget Data Input (supplies, equipment, services, etc.) Completed by Programs
- **Detailed Core, Categorical, Marketplace, and Occupational Education Budget Forecasts Distributed to each School District Based on “Act 1 Index”**
- Completion of Independent Audit by Herbein & Company
- Finalize Long-Range Plan for Buildings & Facilities
- Ongoing Budget Reviews, Revisions, and Forecasts Completed by each Division
- Monthly Update for IU Board on Budget Development Process
- Review Budget Development with District Superintendents and Business Managers

## Overview of 2022-2023 CCIU Budget Development Calendar

### February 2022

- Finalize 2022-2023 Core, Categorical, and Occupational Education Budgets
- Consideration by CCIU Board of Directors (First Reading)
- Presentations and Discussions with District Superintendents and Business Managers

### March 2022

- Finalize 2022-2023 Marketplace Program Budgets
- Consideration by CCIU Board of Directors (First Reading)
- Presentations and Discussions with District Superintendents and Business Managers
- CCIU Board Adoption of 2022-2023 Core and Occupational Education Budgets
- 2022-2023 Core and Occupational Education Budgets Distributed to School Districts

### April 2022

- CCIU Board Adoption of 2022-2023 Marketplace Program Budgets
- CCIU Budget Presentations to Individual District School Boards
- **Individual School Boards Act on Core Budget by April 30, 2022**



### May - June 2022

- **Individual School Boards Act on Occupational Education Budget by June 30, 2022**
- Marketplace Services Contracts Distributed to each School District

# Summary of CCIU Budget Approval Process

## Core Services

- Adopted by weighted school district vote by April 30, 2022.

## Occupational Education

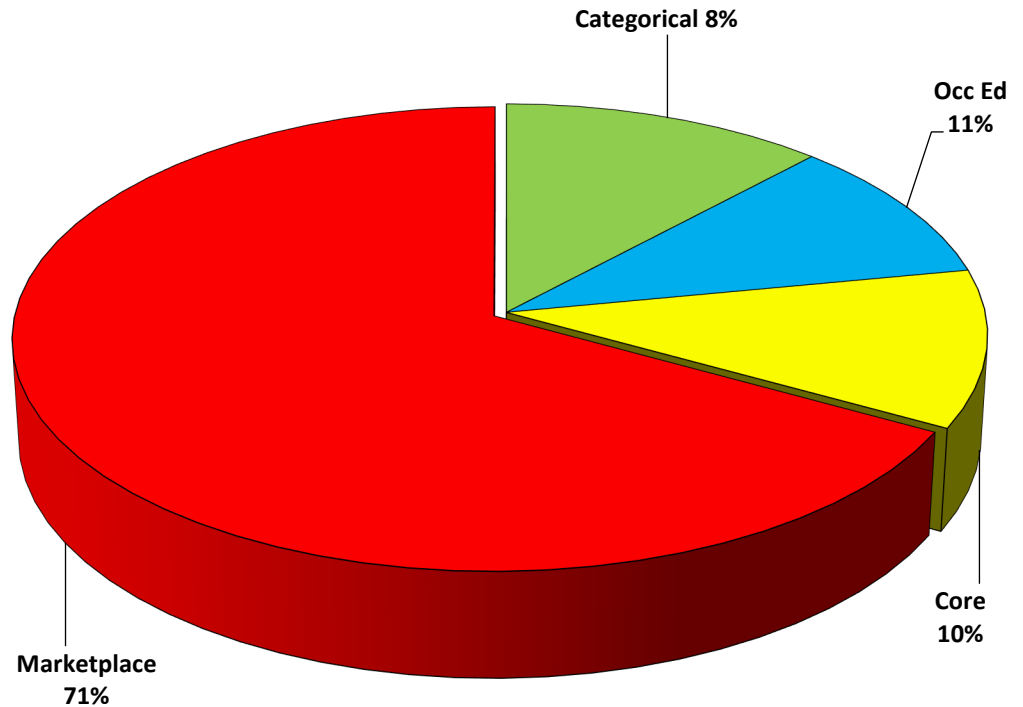
- Adopted by district board majority vote by June 30, 2022.

## Marketplace

- Adopted by IU Board in April 2022. Districts invoiced based on actual services.

## Categorical Services

- Approved by appropriate agencies.



## Summary of CCIU Current 2021-2022 Consolidated Budget

<b>Budget</b>	<b>2021-22 Budget</b>
Core Budget	31,006,260
Categorical Budgets	24,660,379
Occupational Education Budget	29,460,271
Marketplace Budgets	<u>202,328,316</u>
<b>Total 2021 - 2022 CCIU Budget</b>	<b>287,455,226</b>

# Budget Development Process





## Organizational Budget Development Considerations

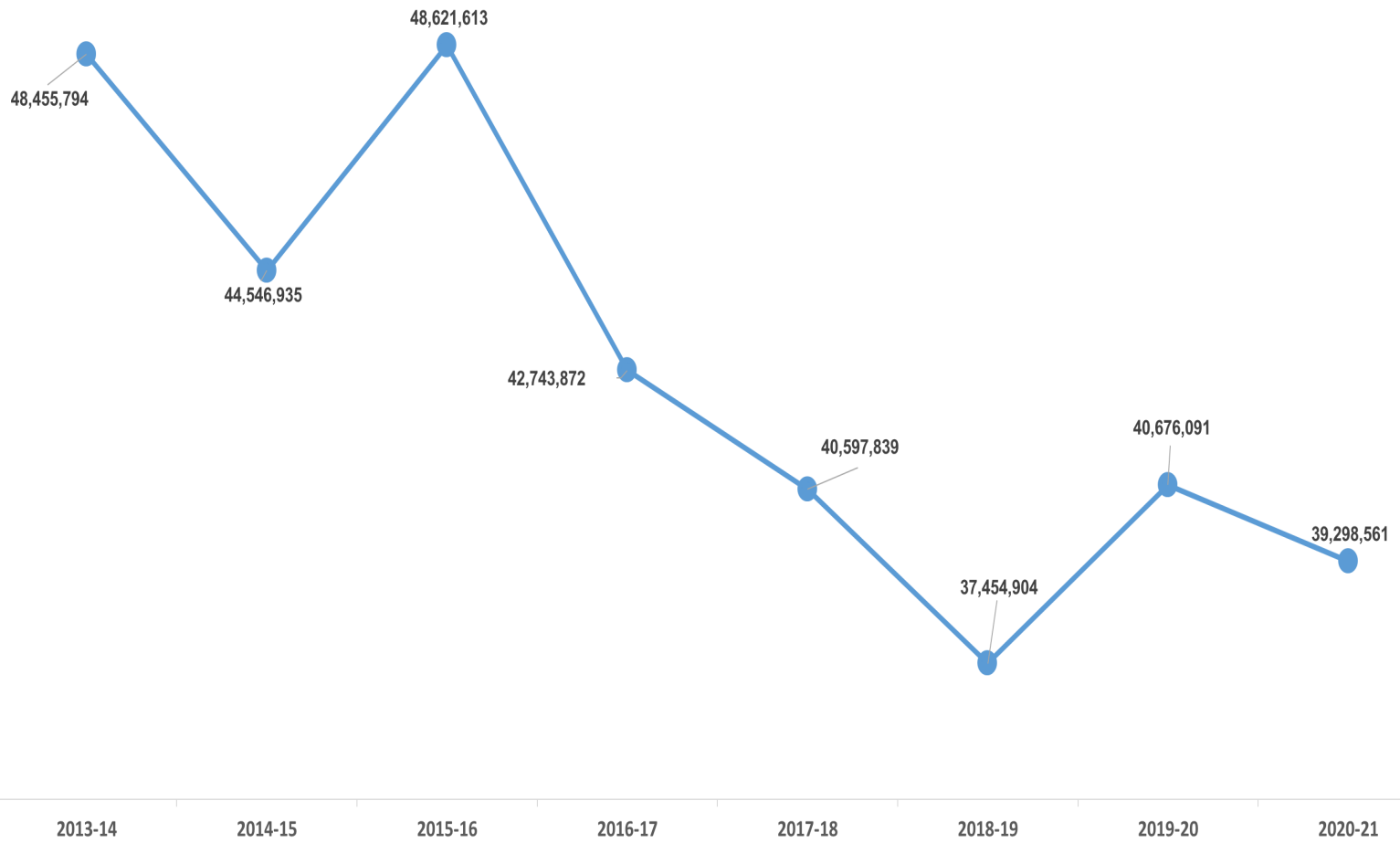
- Fiscally Appropriate Fund Balance Level
- School Reopening and COVID-19 Impact on Revenue and Expenses
- Staffing Ratios Required for Specialized Programs = Pricing Pressure
- Recruiting and Retaining Staff to Meet Customer Expectations
- Expense of Mandated Employer Contributions to PSERS
- Controlling Healthcare Costs
- Cost of Capital Improvements and Debt Service Obligations
- Countywide Enrollment Trends and Impact on CCIU Programs
- Developing New Programs with Sustainable Funding Streams
- Procurement and Efficient Utilization of Resources



## Organizational Fund Balance Considerations

- What is the CCIU fund balance and how was it created?
- Are there restrictions on the use of the fund balance?
- What is the “Right Size” fund balance?
- What are some of the financial and operational considerations?
  - Cash flow
  - Payroll and accounts payable schedules
  - Debt service payments and rating agency measures
  - Invoice cycles and client payments
  - Certainties (and uncertainties) with state and federal subsidies
  - Unexpected events (and opportunities)
  - Savings for targeted initiatives in the future
  - Organizational tolerance for risk

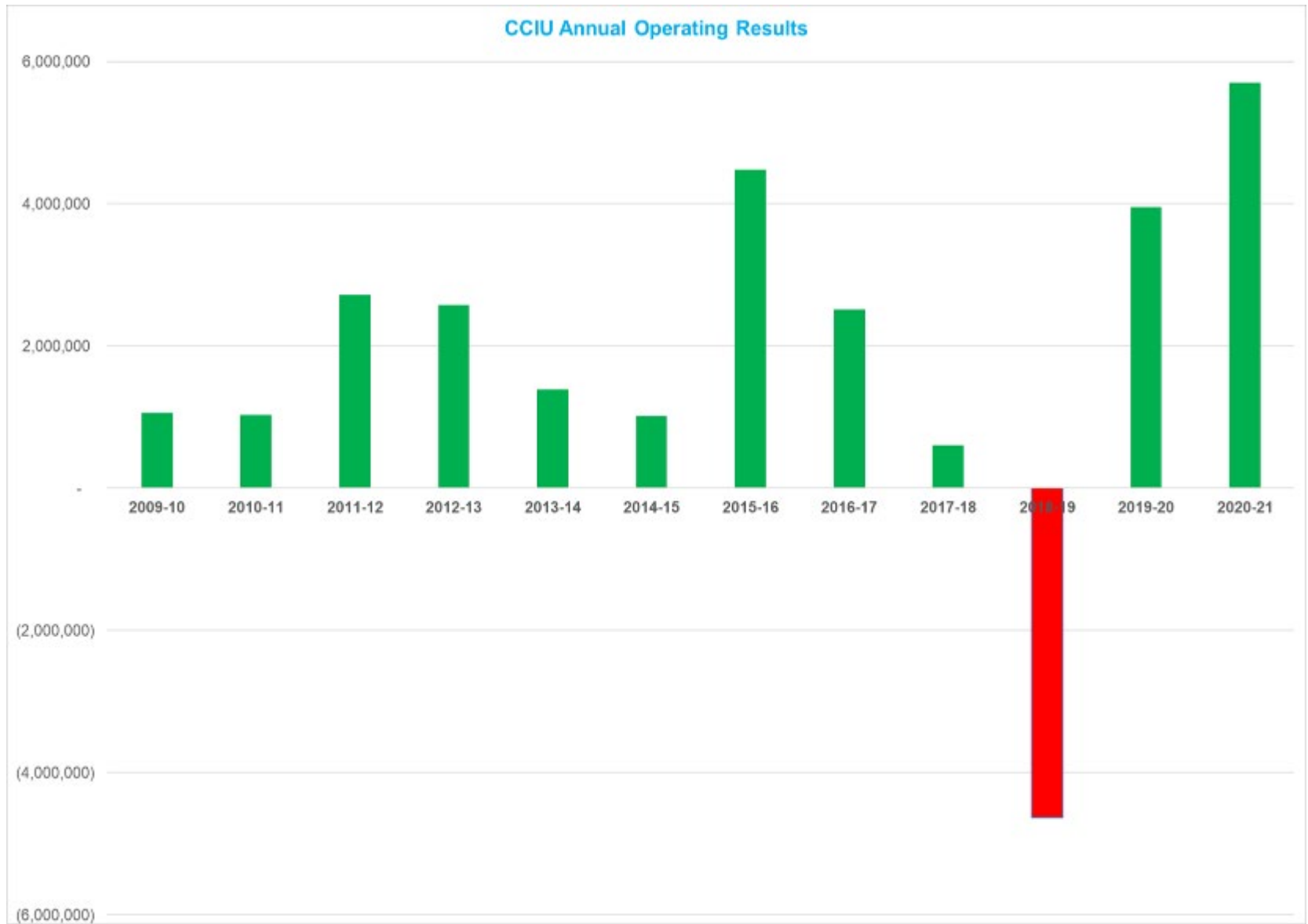
### Historical CCIU Total Fund Balance



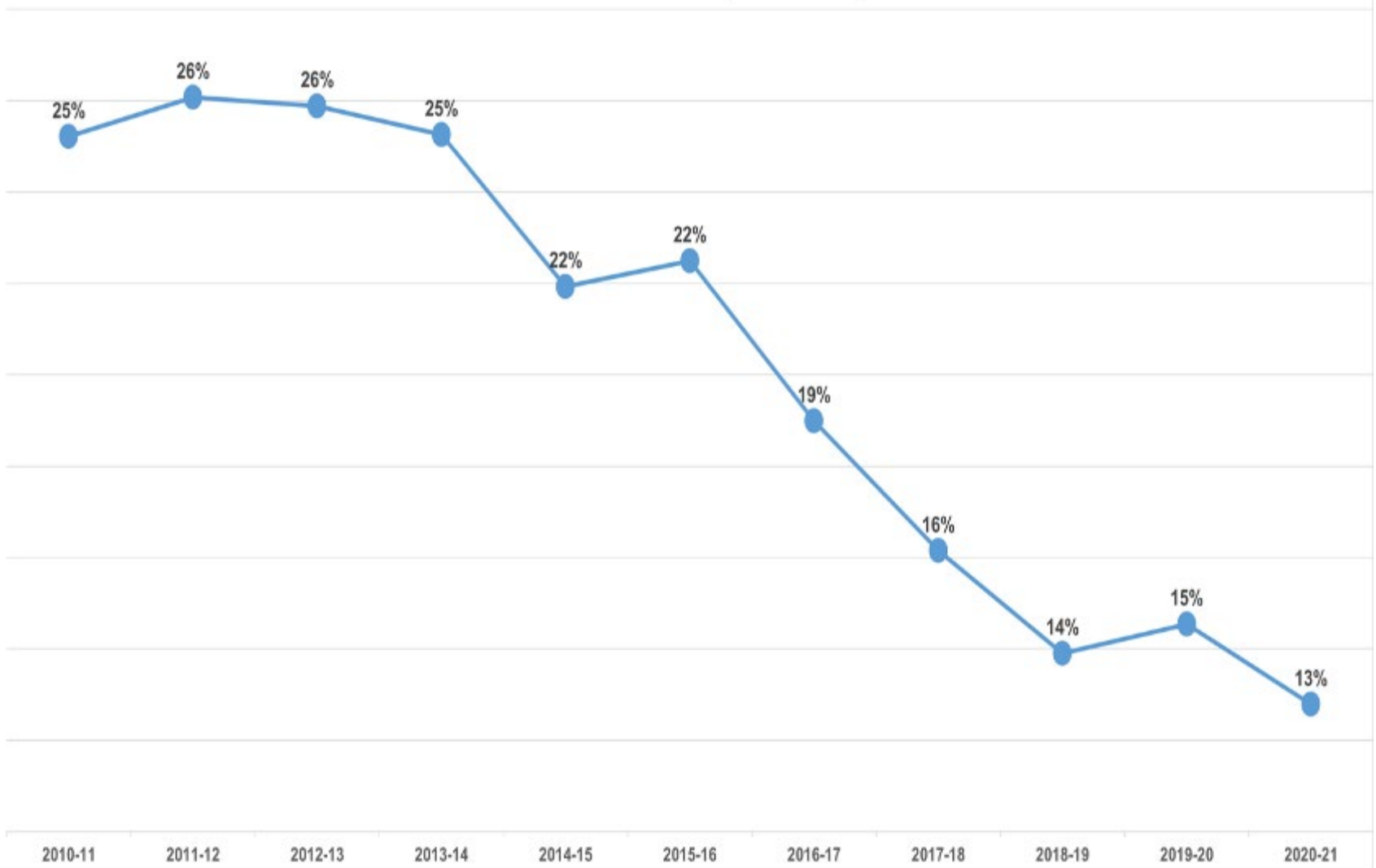
Fiscally Appropriate Fund Balance Level

<b><u>2020-2021 CCIU Fiscal Year End Summary (All Programs)</u></b>	
Total Revenue	282,343,234
Total Expenses	(275,775,506)
Adjustments for Encumbrances and Prepaid Expenses	<u>(1,045,510)</u>
<b>Total 2020-2021 Surplus</b>	<b>5,522,218</b>
<i>Surplus as Percentage of Budget</i>	<i>2.0%</i>
<b><u>Overview of 2020-2021 Operations</u></b>	
<u>One Time Fiscal Related Events</u>	
One Time Admin. Fees from COVID Related Grants	624,435
COVID Expenses Reimbursed by PEMA/FEMA	524,649
Operating Costs Offset by COVID Grants	132,562
<u>Net Surplus from Chester Upland Leadership Project</u>	<u>607,992</u>
<b>Surplus from One-Time Fiscal Events</b>	<b>1,889,638</b>
<b>Surplus from Regular Operations</b>	<b><u>3,632,580</u></b>
<b>Total 2020-2021 Surplus</b>	<b>5,522,218</b>

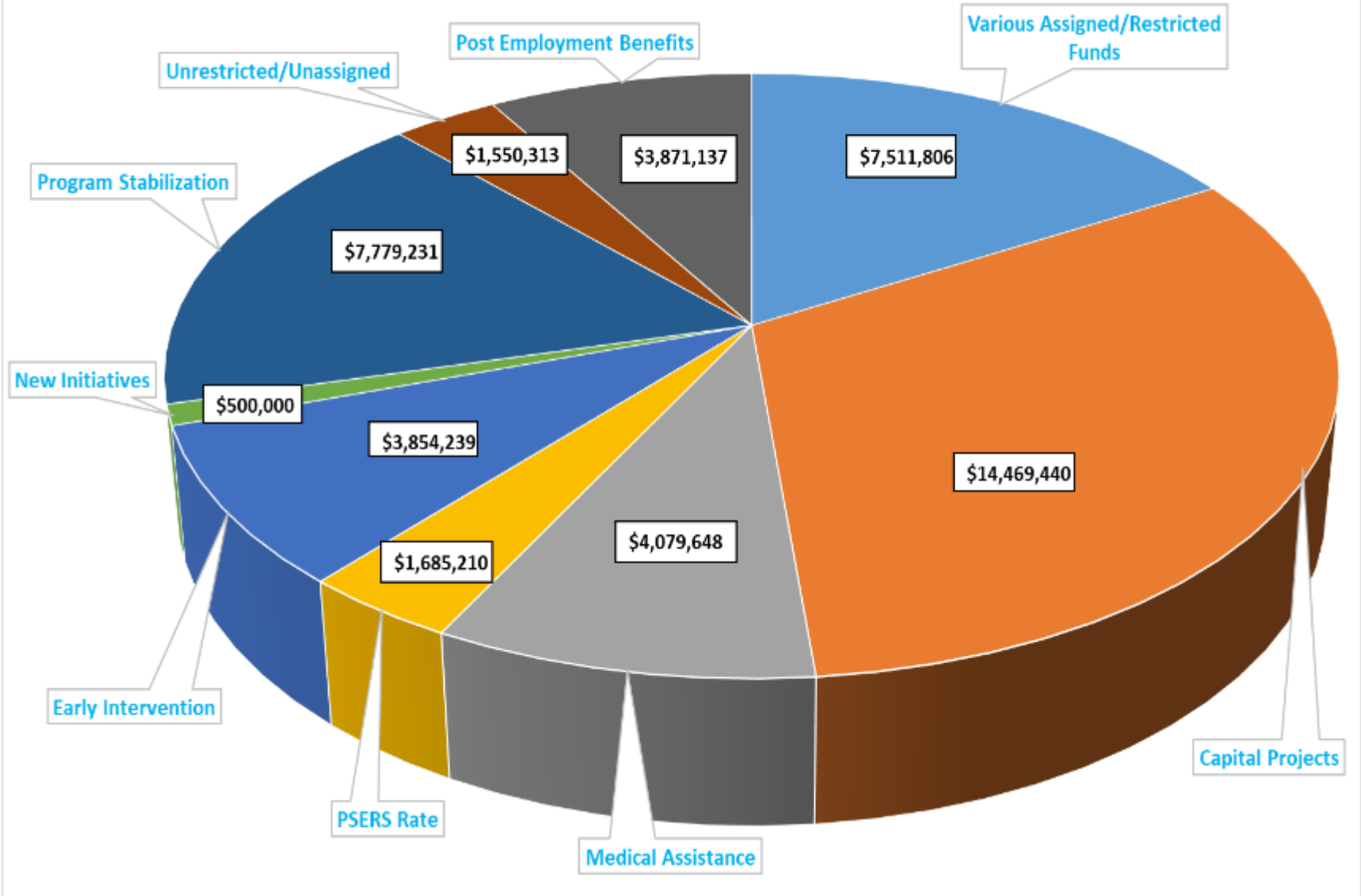
## Managing the CCIU Budget



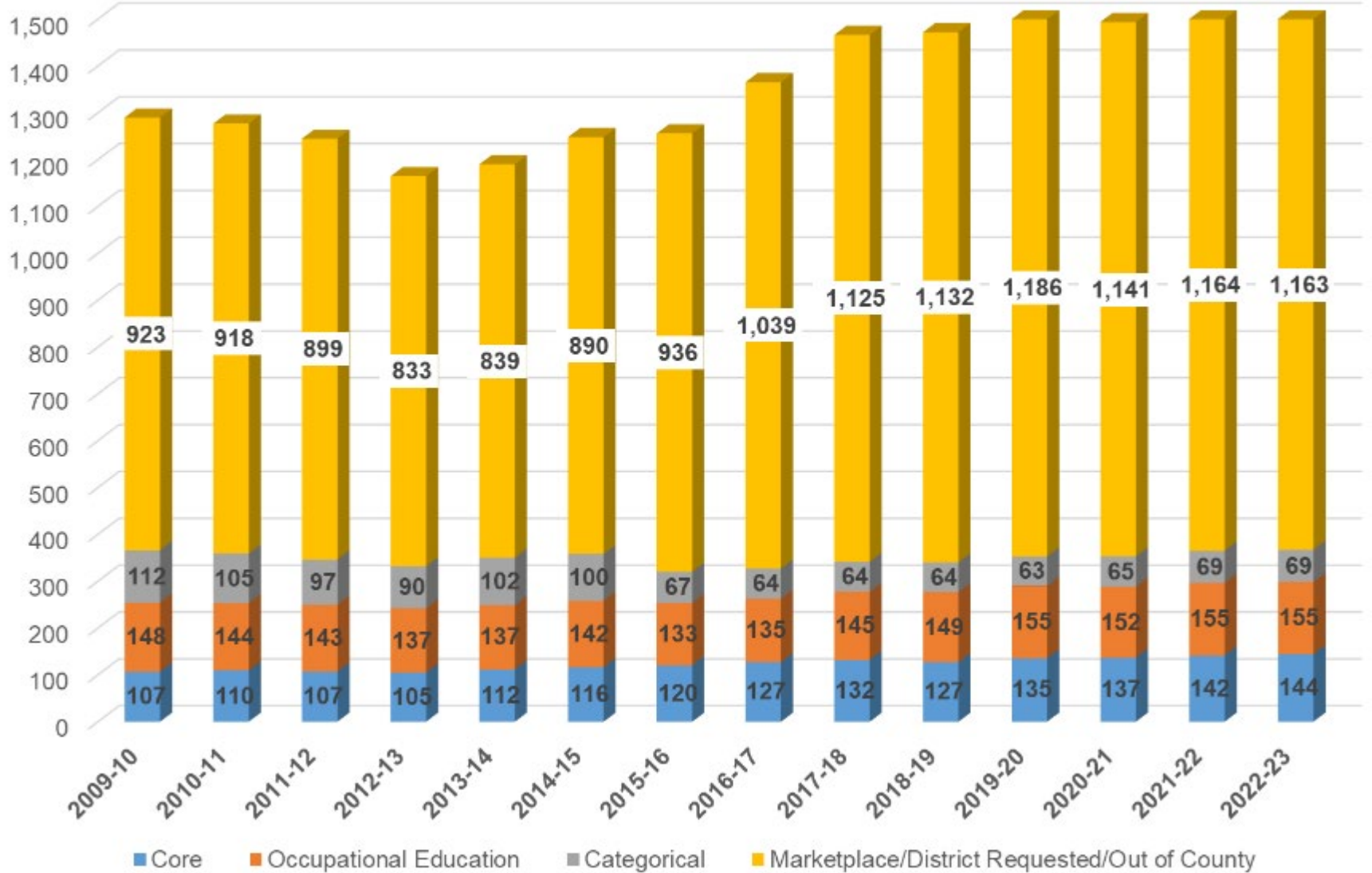
CCIU Fund Balance as a Percentage of Total Budget



CCIU FUND BALANCE AS OF JUNE 30, 2021

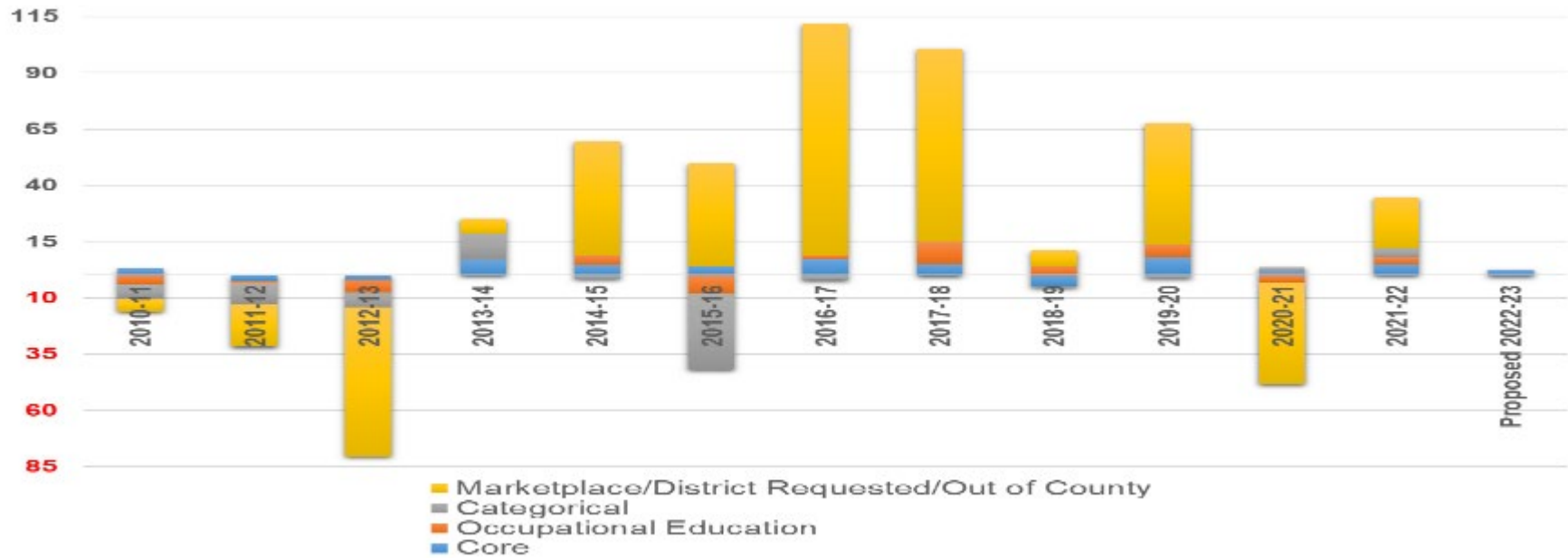


### Chester County Intermediate Unit Full Time Equivalent Staff





### Annual Change in Full Time Equivalent Employees



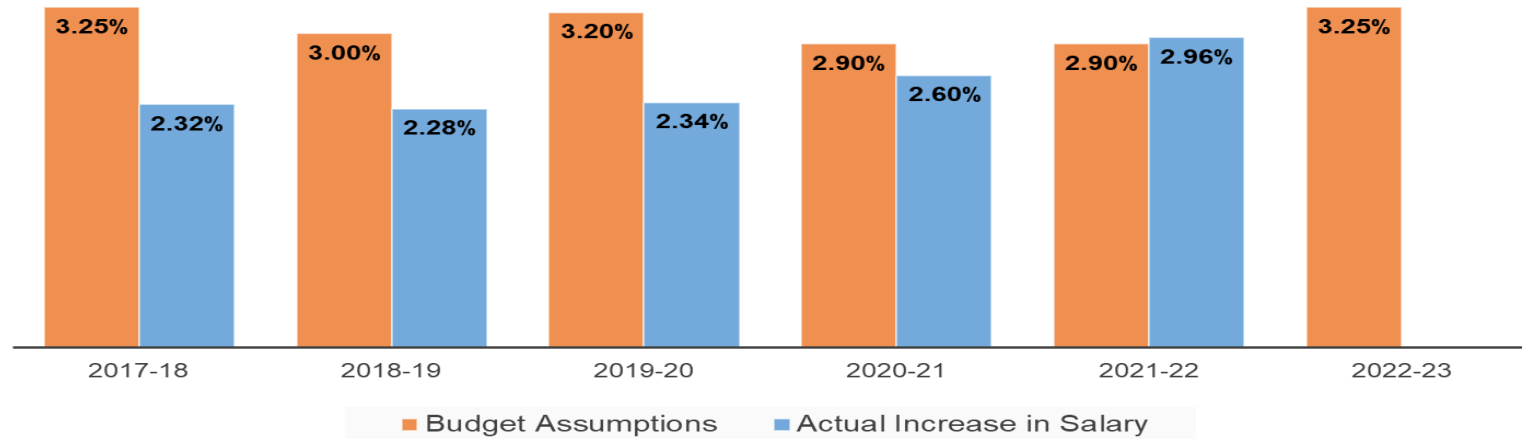
	2010-11	2011-12	2012-13	2013-14	2014-15	2015-16	2016-17	2017-18	2018-19	2019-20	2020-21	2021-22	Proposed 2022-23
Core	2.9	(2.5)	(2.2)	6.7	4.6	4.1	7.0	4.9	(5.0)	8.0	1.4	5.1	2.2
Occupational Education	(4.0)	(1.2)	(5.4)	0.1	4.3	(8.3)	1.8	9.9	4.1	5.7	(3.2)	2.9	-
Categorical	(6.3)	(8.9)	(6.6)	11.7	(1.4)	(33.6)	(2.2)	(0.2)	(0.4)	(1.1)	2.2	3.8	-
Marketplace/District Requested/Out of County	(5.6)	(19.2)	(66.1)	6.8	50.7	45.8	102.9	86.0	7.0	53.9	(45.0)	23.0	(0.1)
<b>Total</b>	<b>(13.0)</b>	<b>(31.8)</b>	<b>(80.3)</b>	<b>25.3</b>	<b>58.2</b>	<b>8.0</b>	<b>109.5</b>	<b>100.6</b>	<b>5.7</b>	<b>66.5</b>	<b>(44.6)</b>	<b>34.8</b>	<b>2.1</b>

## Budgeted Salary Increases for Existing Staff

### 2022-2023 CCIU Budget Development Assumptions

Administrators	3.25%
Professional Staff	3.25%
Confidential Secretaries	3.25%
Support Staff (Two Employee Groups)	3.25%
Project Staff	3.25%

Comparison of Budget Assumptions to Actual Salary Increases

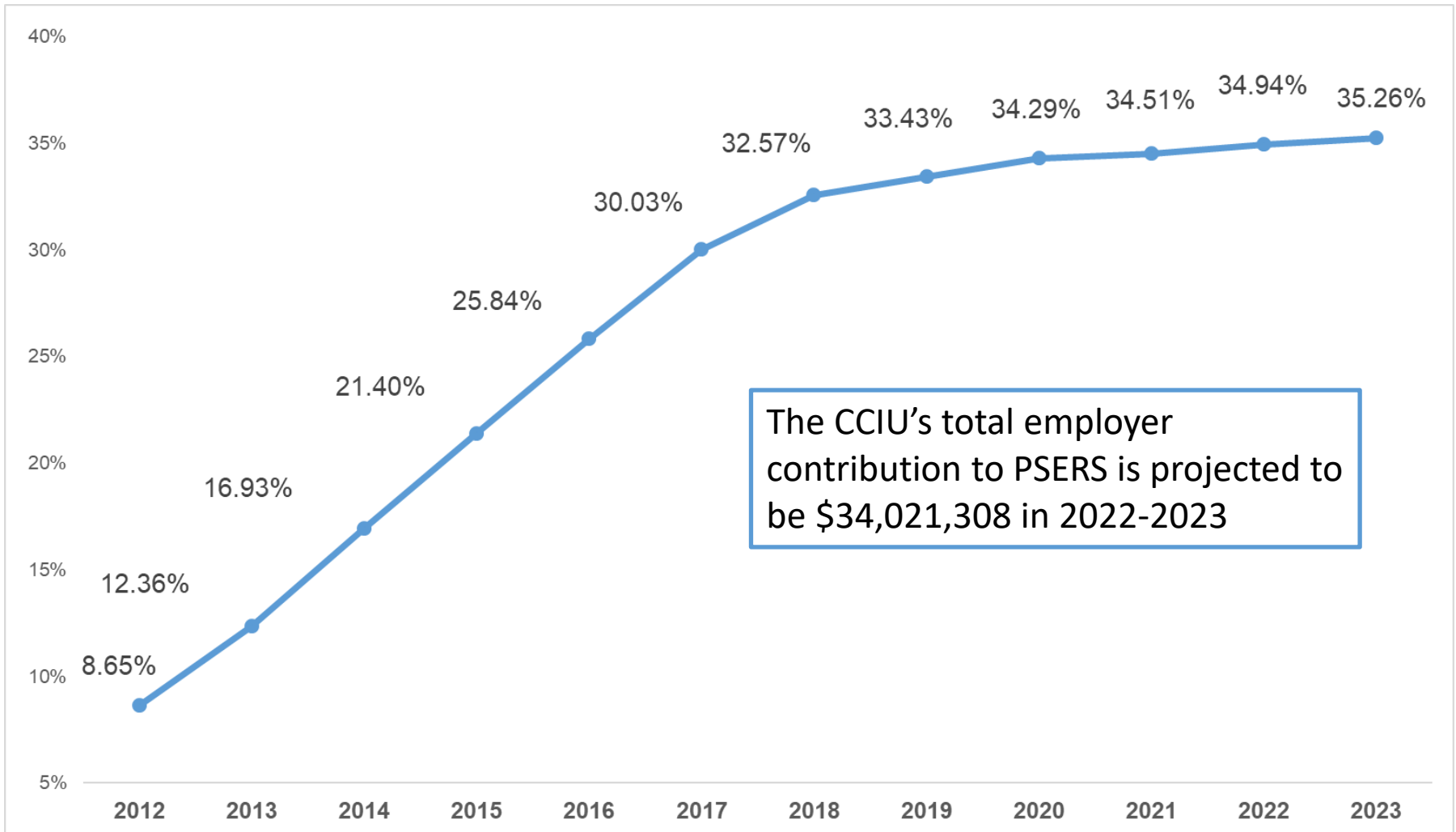


Rank	County	Unemployment Rate
1	Chester County	3.4%
2	Montour County	3.7%
3	Cumberland County	3.8%
4	Centre County	4.0%
4	Montgomery County	4.0%
4	Perry County	4.0%
7	Adams County	4.1%
7	Union County	4.1%
9	Juniata County	4.2%
10	Bucks County	4.3%
10	Lancaster County	4.3%
12	Franklin County	4.4%
13	Susquehanna County	4.6%
13	York County	4.6%
15	Bradford County	4.7%
15	Lebanon County	4.7%
17	Northampton County	4.8%
18	Allegheny County	4.9%
18	Butler County	4.9%
18	Dauphin County	4.9%
18	Snyder County	4.9%
22	Columbia County	5.1%
22	Delaware County	5.1%

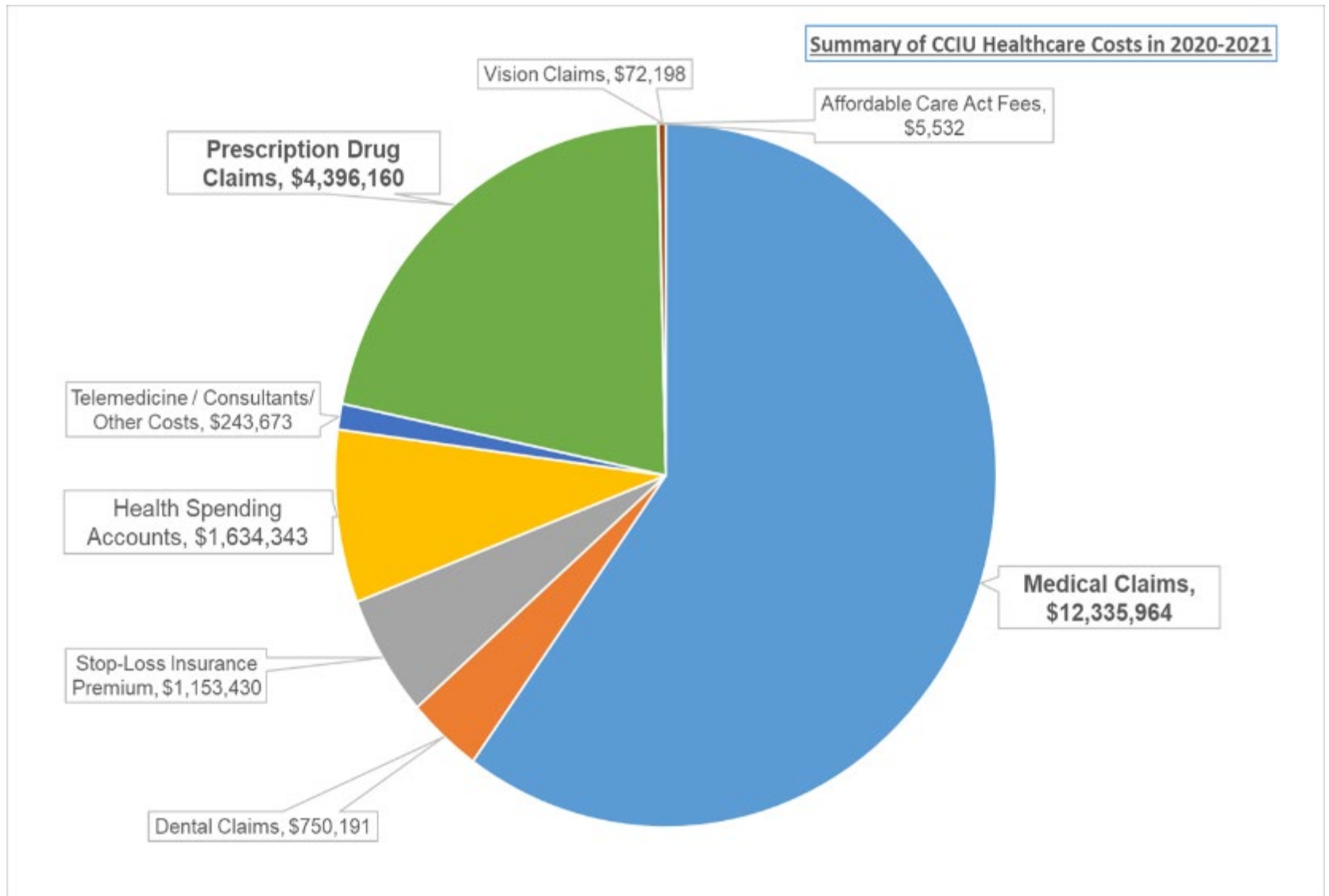
### Regional Employment

## 2022-2023 CCIU Budget Impact Item

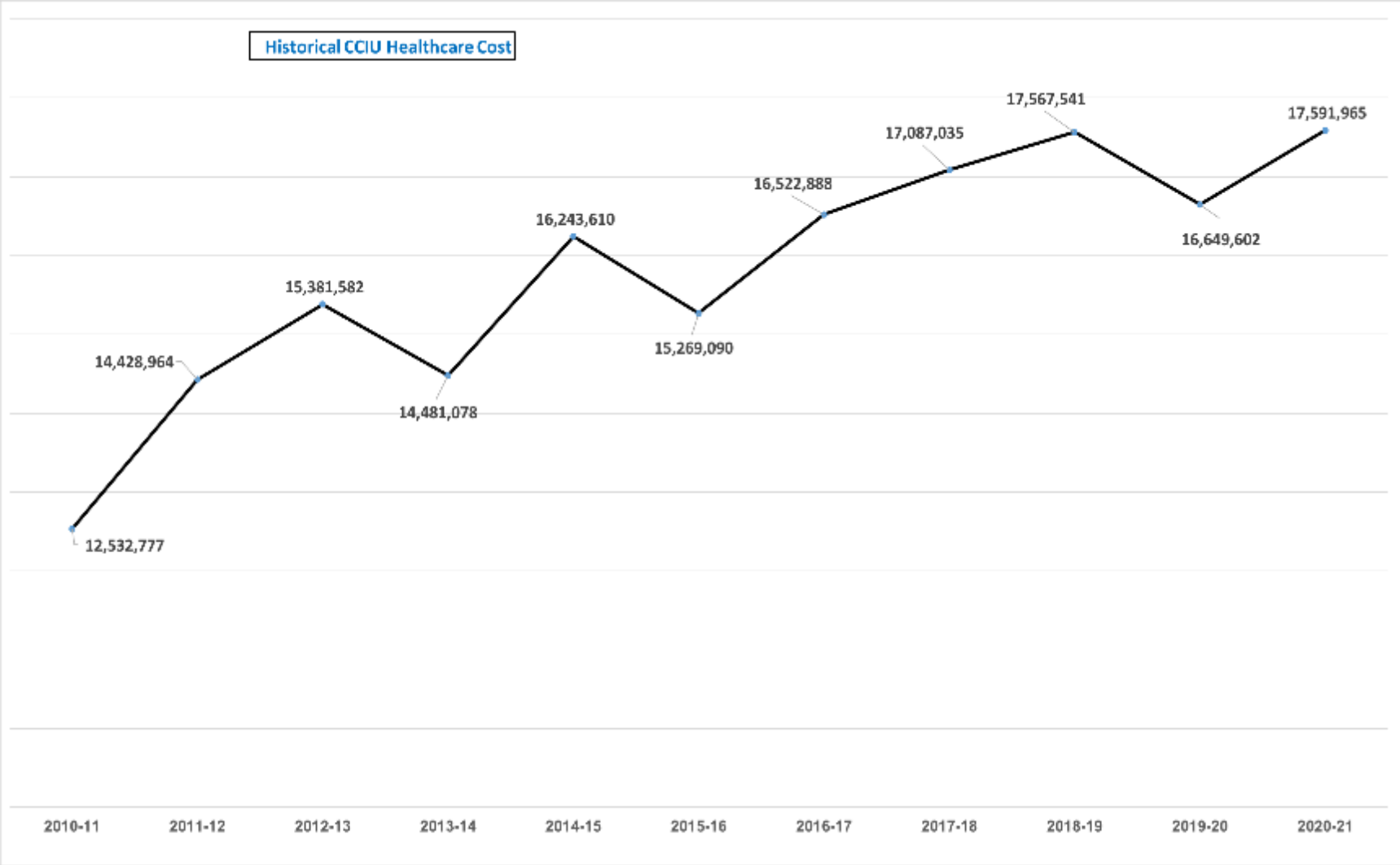
### Mandated PSERS Employer Contribution Rate for 2022-2023



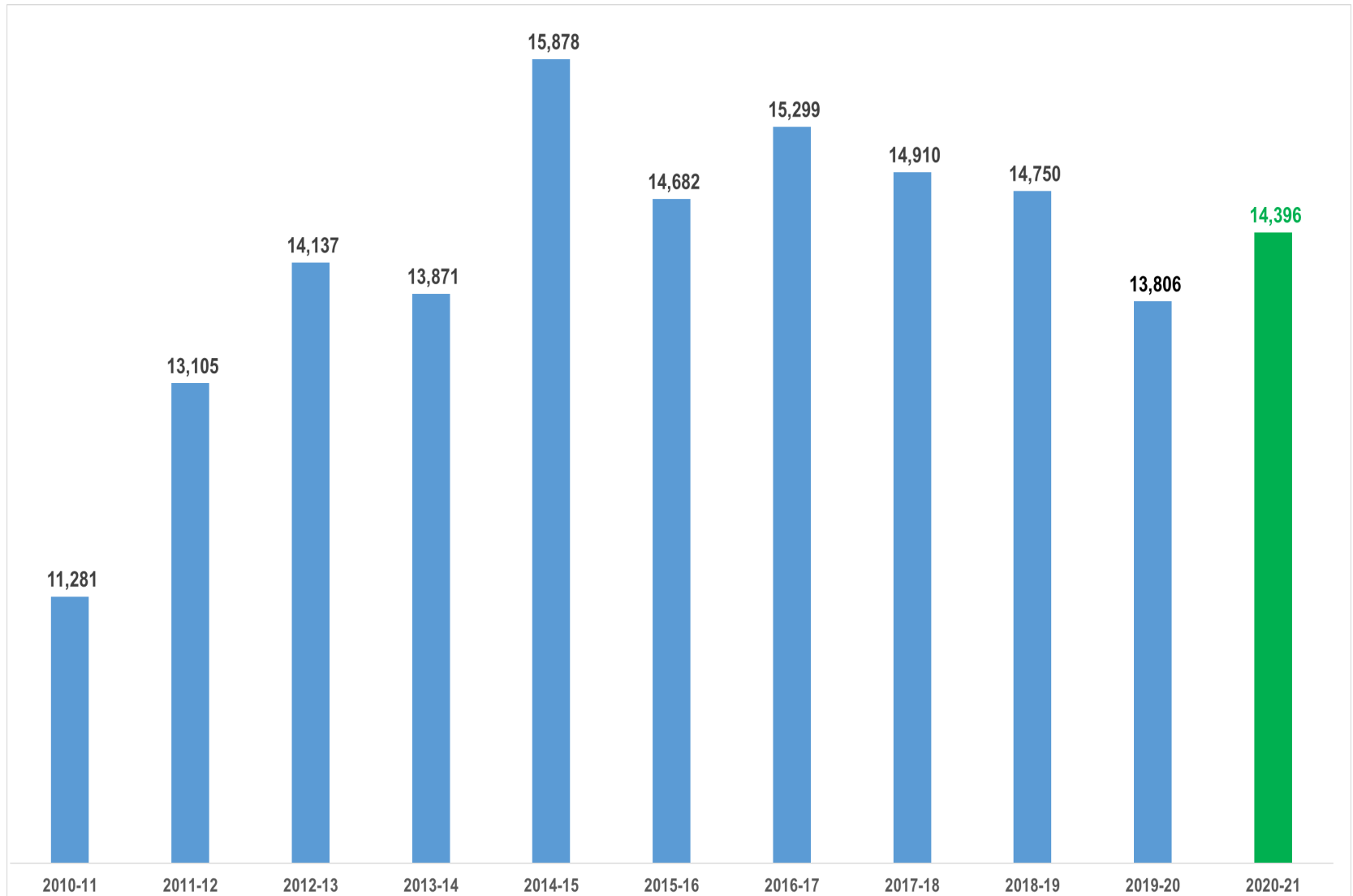
## Managing the Impact of Healthcare Costs on CCIU Budgets



# Budget Consideration: Controlling Healthcare Costs

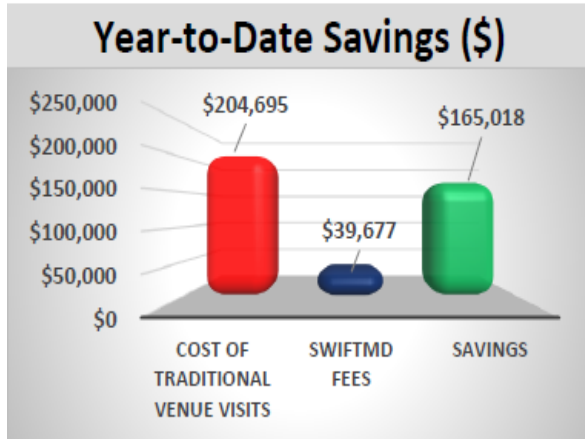


## CCIU Historical Annual Total Healthcare Cost per Employee



## Strategies Employed to Help Contain Employee Benefit Costs

- Utilization of Telemedicine Service – Estimated YTD Savings \$165,018



Year-to-Date  
Savings  
(%)  
  
**415.90%**

**Year-to-Date  
Utilization  
Rate\***  
(Based on 1,225  
Members)  
  
**71.18%**

- Negotiation of Countywide Prescription Drug Plan Agreement

<b>Prescription Drug Programs</b>		
<b>Projected Savings from Renegotiations with Pharmacy Benefits Managers</b>		
	2020-2021	2021-2022
<u>School District</u>	<u>Projected Savings</u>	<u>Projected Savings</u>
Avon Grove	429,671	507,671
Chester County IU	779,742	884,742
Coatesville Area	494,905	598,905
Downingtown Area	1,181,641	1,556,075
Great Valley	617,845	763,582
Kennett Consolidated	352,123	411,123
Octorara Area	263,367	342,819
Owen J. Roberts	550,032	631,032
Phoenixville Area	313,600	360,600
Spring-Ford Area	776,103	919,103
Tredyffrin-Easttown	593,278	712,278
Unionville/ Chadds-Ford	446,423	528,423
West Chester Area	1,310,639	1,674,047
<b>Total Projected Savings</b>	<b>8,109,369</b>	<b>9,890,400</b>



## Strategies Employed to Help Contain Employee Benefit Costs

- “Spousal exclusion” provisions in collective bargaining and employee group agreements to mitigate cost of claims. Estimated **cost avoidance of over \$600,000.**
- Dependent coverage audits as administrative best practice.
- Healthcare is a point of emphasis in all collective bargaining and negotiations. Increased employee cost sharing provisions and high deductible healthcare plans included in all benefit packages to mitigate claim costs.
- Prescription drug rebates totaling **\$987,108** in 2020-21.
- Increased employee education on healthcare and expanded wellness initiatives.
- Workers’ compensation claims management and safety programs resulted in premium discount savings of **\$118,777 in 2021-22).**
- Worker’s compensation premium refunds of over **\$200,000** from school district consortium.

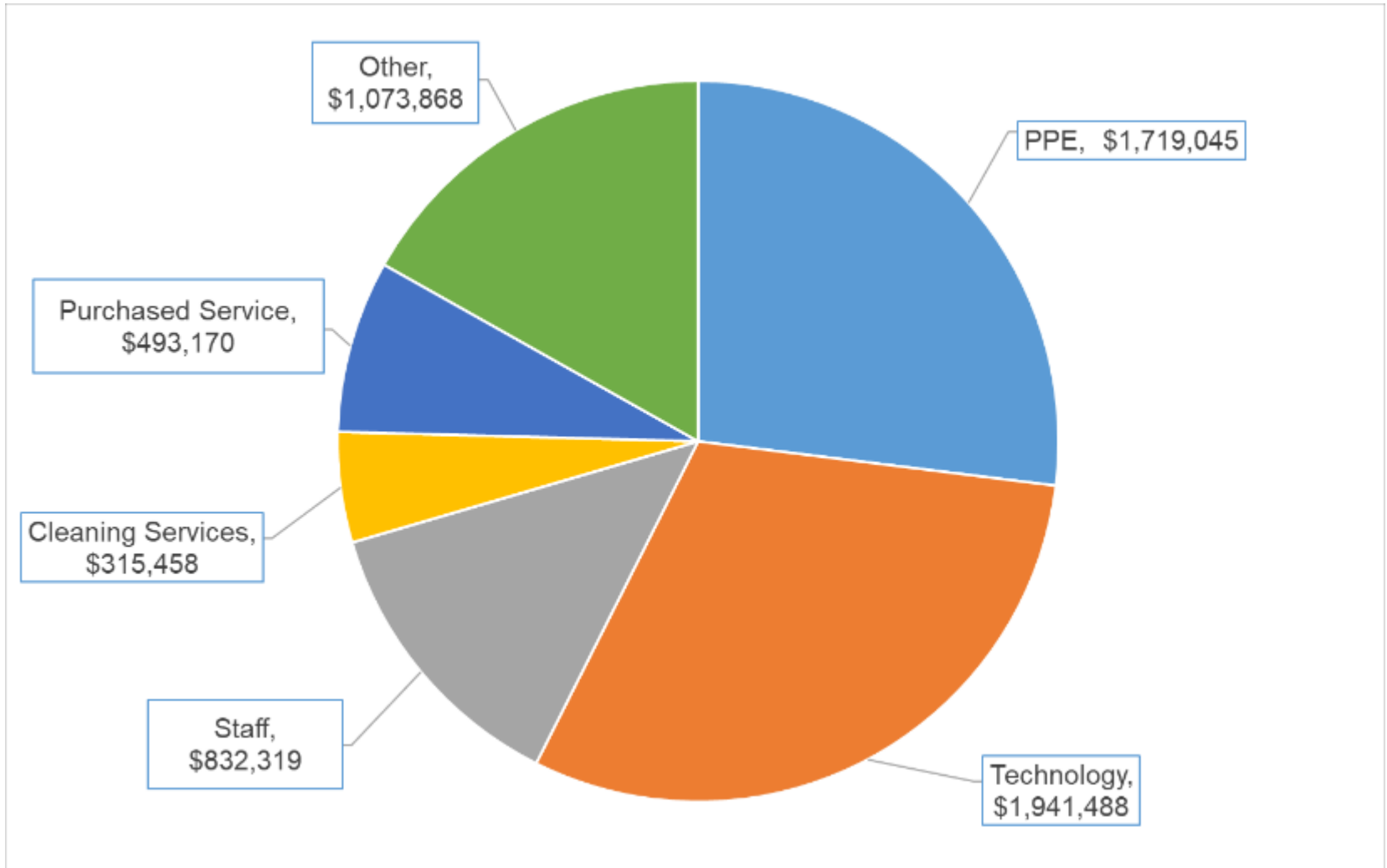
## Equipment, Supplies, and Purchased Services

	2018-2019 Actual FYE	2019-2020 Actual FYE	2020-2021 Actual FYE	2021-2022 Budget	2022-2023 Proposed Budget	Budget to Budget Change
Supplies	7,159,850	6,459,920	8,636,039	14,623,472	12,939,336	(1,684,136)
Equipment	1,461,330	1,179,034	1,224,501	1,162,351	566,094	(596,257)
<u>Purchased Services</u>	71,818,662	64,591,039	68,504,645	76,400,397	74,617,478	(1,782,919)
<b>Total</b>	<b>80,439,842</b>	<b>72,229,993</b>	<b>78,365,185</b>	<b>92,186,220</b>	<b>88,122,908</b>	<b>(4,063,312)</b>

### Significant Factors:

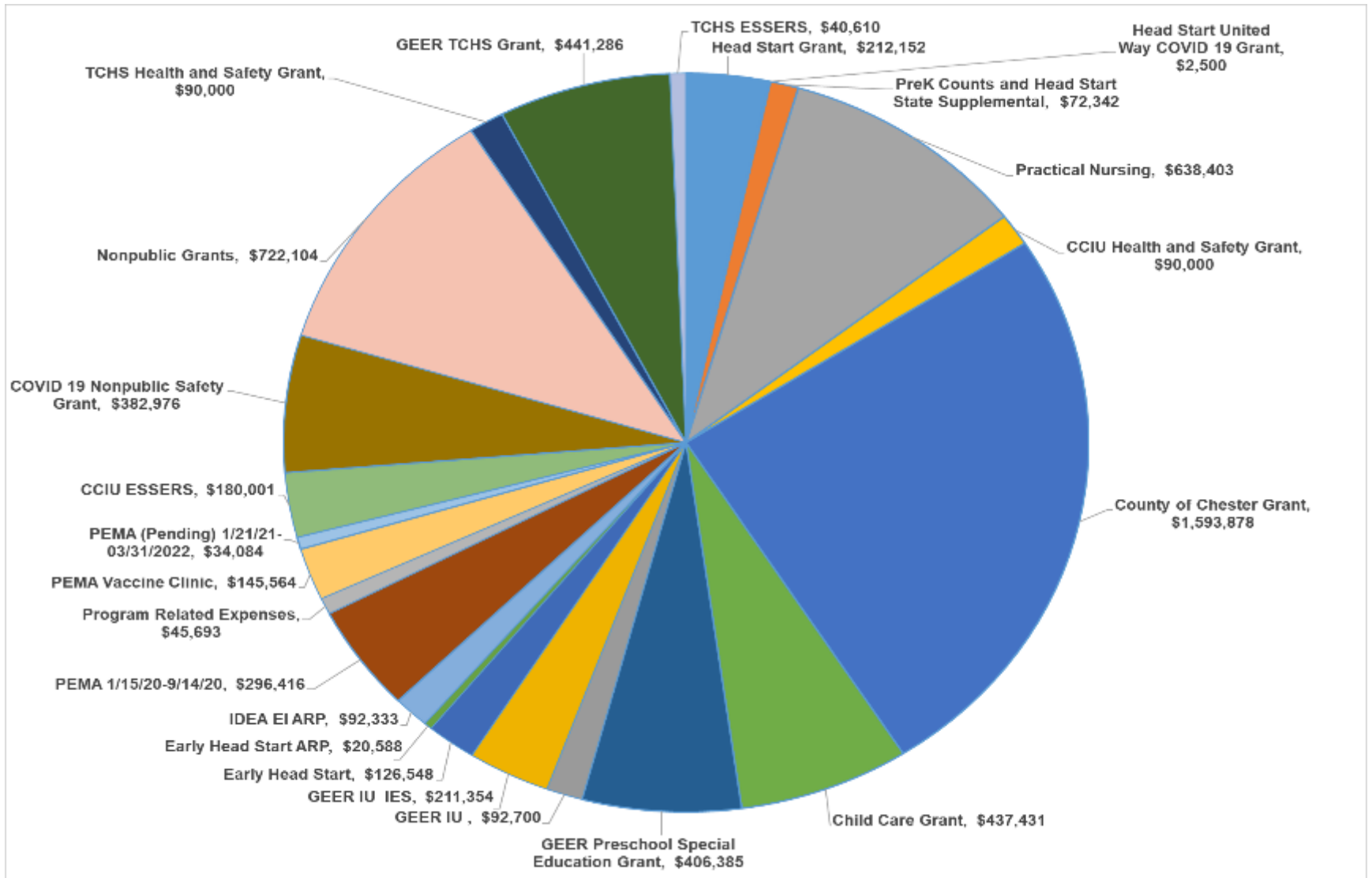
1. Assisting districts with outsourcing of custodial services (Purchased Services)
2. Equipment purchases associated with construction projects
3. Purchases to support program expansion
4. Emphasis on “just in time” procurement
5. Cooperative purchasing efforts
6. Cyclical refreshing of technology and E-Rate Program
7. School safety initiatives
8. **COVID related purchases (primarily grant funded)**
9. **Equipment Supplies and Purchase Service - The large increase between 2020-21 and 2021-22 is related to the Emergency Assistance Non-Public School Grant (EANS).**

**CCIU COVID Related Expenses**  
*(\$6,375,348 March 13, 2020 thru December 31, 2021)*



## CCIU COVID Related Grants

(\$6,375,348 in Grants for Period March 13, 2020 thru December 31, 2021)



## Increasing Efficiency Through Cooperative Purchasing Savings from Joint Purchasing Board Bids

### Estimated Savings by Bid Category

<u>Savings by Expenditure Area</u>	<u>Estimated 2021 Savings</u>
Custodial Supplies	107,601
Electricity	2,096,464
Fuel Oil	37,217
Gasoline	315,782
Propane	6,627
Mulch	39,656
Paper	70,244
Technology Equip.	2,959
Prescription Drug Benefits	9,890,400
Cafeteria Equip.	2,998
Cafeteria Supplies	4,038
Tax Collection Services	2,473,789
Paving and Asphalt	140,671
AHERA and Specialized Services	1,733
Trash Removal	28,437
Office Depot Rebate Program	24,356
Recycling Services	6,638
<b>Total</b>	<b>15,249,610</b>

### Estimated Savings by Participant

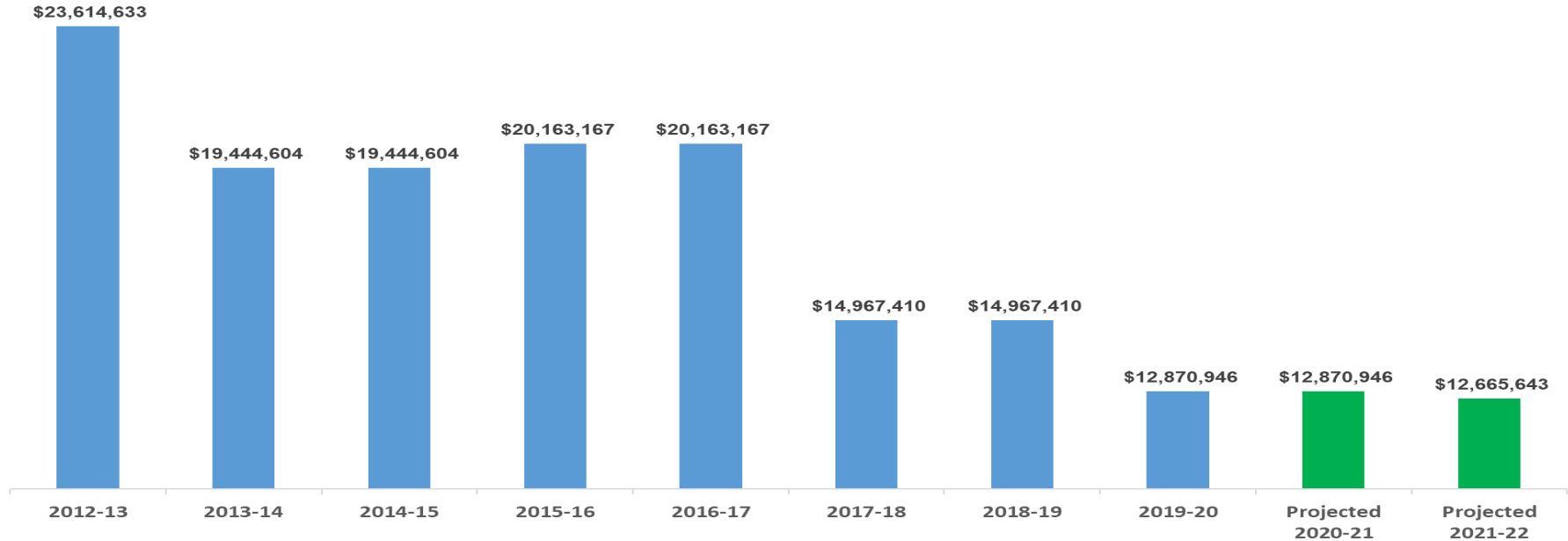
<u>Savings by Member</u>	<u>Estimated 2021 Savings</u>
Avon Grove	565,681
Coatesville	924,147
Downingtown	2,188,576
Great Valley	887,265
Kennett Consolidated	602,003
Octorara	452,704
Owen J. Roberts	920,426
Oxford	83,831
Phoenixville	474,132
Tredyffrin/Easttown	940,151
Unionville-Chadds Ford	719,370
West Chester	2,636,492
Chester County IU	1,015,757
<b>Total School District Savings</b>	<b>12,410,535</b>
Municipalities / Other Schools	2,839,075
<b>Total Savings</b>	<b>15,249,610</b>

## **Increasing Efficiency Through Cooperative Purchasing** **Additional Purchasing Initiatives**

- Coordination of bids for 44 different categories of supplies, equipment, and services.
- Coordination of a future four-county fuel bid.
- Procurement of COVID related supplies, equipment, and services.
- Procurement of furniture and equipment for school districts' capital projects.
- Regional consortia for the purchase of natural gas and electricity.
- Participation in various rebate and rewards programs.

# Electricity Procurement through Regional Consortia of School Districts

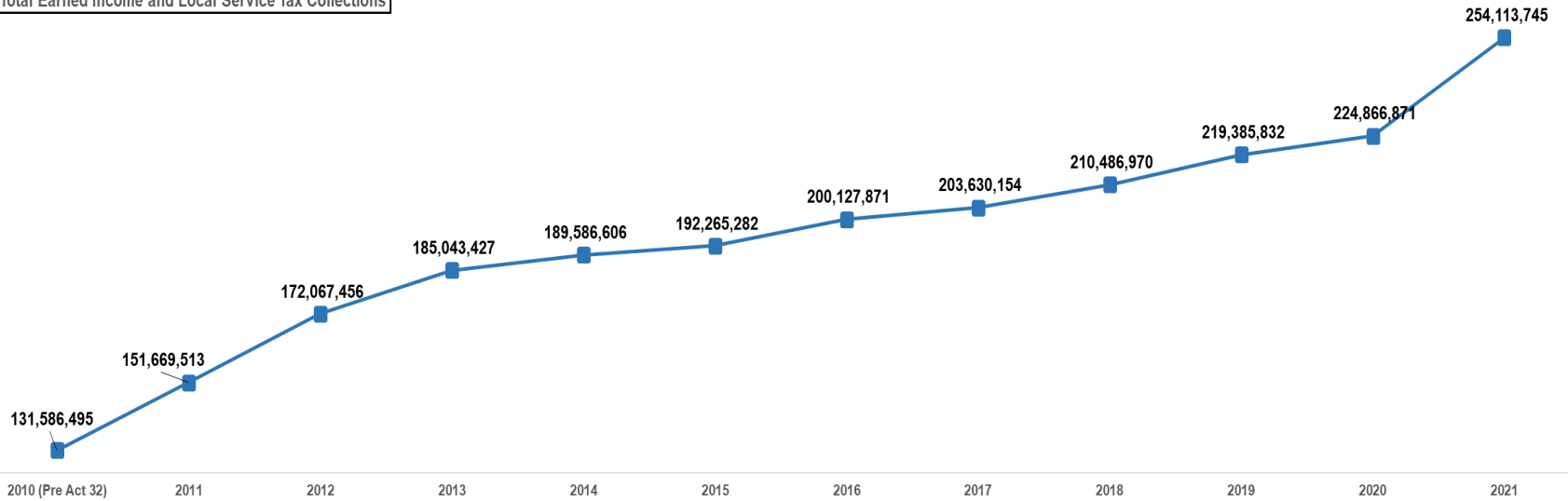
Estimated Total Annual Electricity Costs for School Districts Bidding Through Provident Energy Consulting



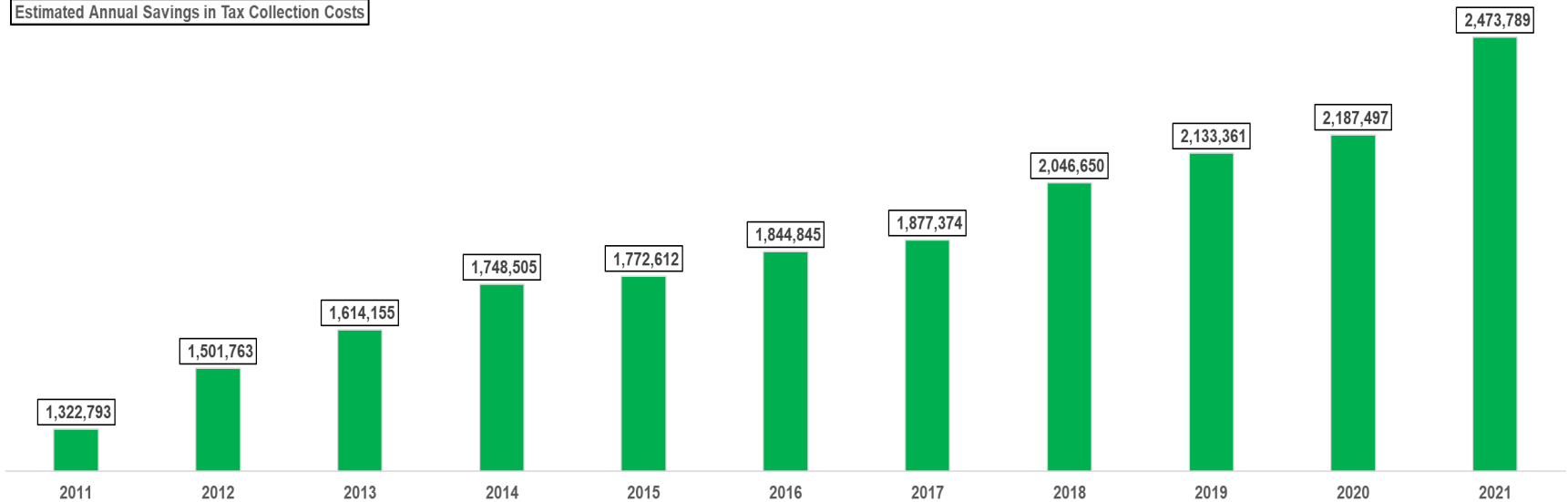
<b>Incentive Payments from Peco Energy for Participation in Energy Curtailment Programs</b>		
	<b>Payments to Date</b>	<b>Projected Payments 2021-2024</b>
Chester County Intermediate Unit	\$457,752	\$250,723
Avon Grove School District	\$208,626	\$174,196
Octorara Area School District	\$171,710	\$135,542
<b>Totals</b>	<b>\$838,088</b>	<b>\$560,461</b>

# CCIU Coordination of the Collection of Earned Income Tax

Total Earned Income and Local Service Tax Collections



Estimated Annual Savings in Tax Collection Costs





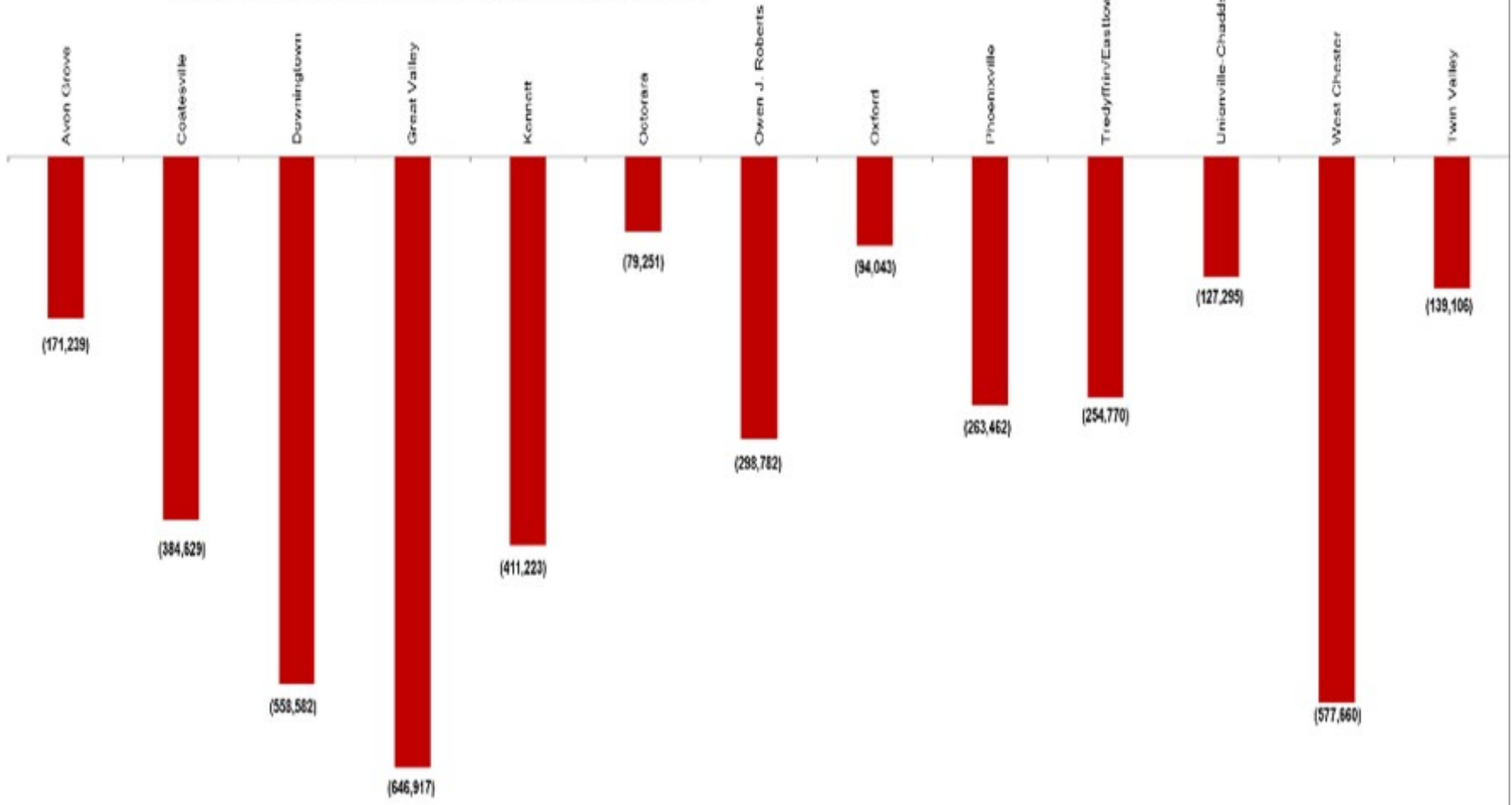
## Changes in Real Estate Tax Base and Impact on School District Revenue



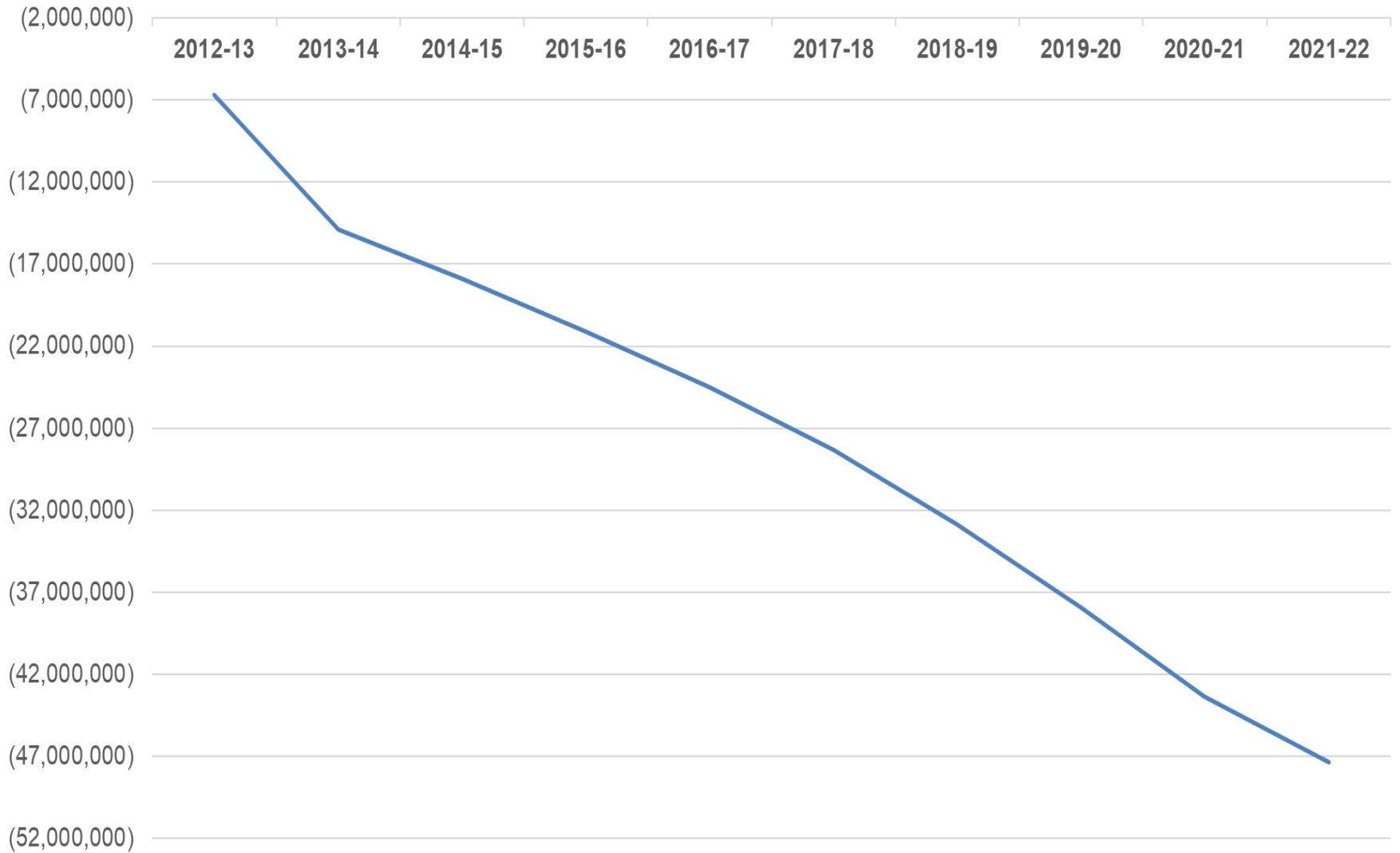
## Assessment Growth since 2007

	<u>2007</u> <u>Assessment</u>	<u>2022</u> <u>Assessment</u>	<u>Percentage</u> <u>Change</u>	<u>Assessment</u> <u>Growth</u>
Great Valley	3,346,634,677	4,163,520,540	<b>24.4%</b>	816,885,863
Downingtown	4,835,004,847	5,813,232,620	<b>20.2%</b>	978,227,773
Phoenixville	1,919,191,624	2,185,971,165	<b>13.9%</b>	266,779,541
Avon Grove	1,732,036,108	1,948,193,721	<b>12.5%</b>	216,157,613
Owen J. Roberts	2,218,009,018	2,477,891,440	<b>11.7%</b>	259,882,422
Coatesville	2,711,310,056	3,017,741,122	<b>11.3%</b>	306,431,066
Octorara	636,320,890	695,959,686	<b>9.4%</b>	59,638,796
West Chester	7,530,971,464	8,232,977,497	<b>9.3%</b>	702,006,033
Oxford	1,093,224,724	1,185,364,027	<b>8.4%</b>	92,139,303
Tredyffrin/Easttown	4,791,973,415	5,138,060,449	<b>7.2%</b>	346,087,034
Unionville-Chadds Ford	1,860,335,210	1,979,228,060	<b>6.4%</b>	118,892,850
Kennett	2,030,291,064	2,113,612,910	<b>4.1%</b>	83,321,846
<b>Total</b>	<b>34,705,303,097</b>	<b>38,951,753,237</b>	<b>12.2%</b>	<b>4,246,450,140</b>

**Reduction in Real Estate Tax Revenue Due to Property Assessment Appeals in 2021-2022**



## Cumulative Loss of Chester County School District Revenue from Property Tax Appeals



## Chester County Earned Income Tax Collections

<u>Chester County Earned Income Tax Collection Trends</u>				
January 1 - December 31, 2021				
	<u>2020</u>	<u>2021</u>	<u>Increase</u>	<u>Pct.</u>
All Chester County Municipalities and School Districts	215,867,796	244,933,074	29,065,278	13.5%
<b>School District Earned Income Tax Collections</b>				
	<u>2020</u>	<u>2021</u>	<u>Increase</u>	<u>Pct.</u>
Coatesville Area School District	8,746,913	9,580,126	833,213	9.5%
Downingtown Area School District	17,686,379	20,193,463	2,507,084	14.2%
Kennett Consolidated School District	4,625,797	5,584,183	958,386	20.7%
Octorara Area School District	2,335,615	2,536,370	200,755	8.6%
Owen J. Roberts School District	7,737,372	8,720,614	983,242	12.7%
Oxford Area School District	3,039,922	3,305,489	265,567	8.7%
Phoenixville Area School District	7,354,475	8,168,627	814,152	11.1%
Twin Valley School District	3,593,638	3,931,321	337,683	9.4%
West Chester Area School District	22,151,073	25,173,746	3,022,673	13.6%
<b>Chester County School District</b>	<b>77,271,184</b>	<b>87,193,939</b>	<b>9,922,755</b>	<b>12.8%</b>

## Chester County Enrollment Trends 2021 - 2022

### Public School Enrollment Trends

### Charter School Enrollment Trends

#### Enrollment Change Since 2020-2021

<u>District</u>	<u>District 2020-21 Enrollment</u>	<u>District 2021-22 Enrollment</u>	<u>One Year Change</u>	<u>Pct. Change</u>	<u>Charter School 2020-21 Enrollment</u>	<u>Charter School 2021-22 Enrollment</u>	<u>One Year Change</u>	<u>Pct. Change</u>
Avon Grove	4,922	5,020	98	2.0%	739	730	(9)	-1.2%
Coatesville Area	5,335	5,455	120	2.2%	3,123	3,063	(60)	-1.9%
Downingtown Area	12,916	13,062	146	1.1%	543	454	(89)	-16.4%
Great Valley	4,493	4,587	94	2.1%	76	110	34	44.7%
Kennett Consolidated	4,021	3,969	(52)	-1.3%	194	167	(27)	-13.9%
Octorara Area	2,166	2,122	(44)	-2.0%	194	183	(11)	-5.7%
Owen J. Roberts	5,344	5,461	117	2.2%	238	180	(58)	-24.4%
Oxford Area	3,434	3,460	26	0.8%	566	531	(35)	-6.2%
Phoenixville Area	4,012	4,061	49	1.2%	347	321	(26)	-7.5%
Tredyffrin/Easttown	6,957	6,917	(40)	-0.6%	57	42	(15)	-26.3%
Unionville-Chadds Ford	3,919	3,935	16	0.4%	60	56	(4)	-6.7%
West Chester Area	11,968	12,093	125	1.0%	473	434	(39)	-8.2%
<b>Total</b>	<b>69,487</b>	<b>70,142</b>	<b>655</b>	<b>0.9%</b>	<b>6,610</b>	<b>6,271</b>	<b>(339)</b>	<b>-5.1%</b>

## Chester County Enrollment Trends 2014 - 2022

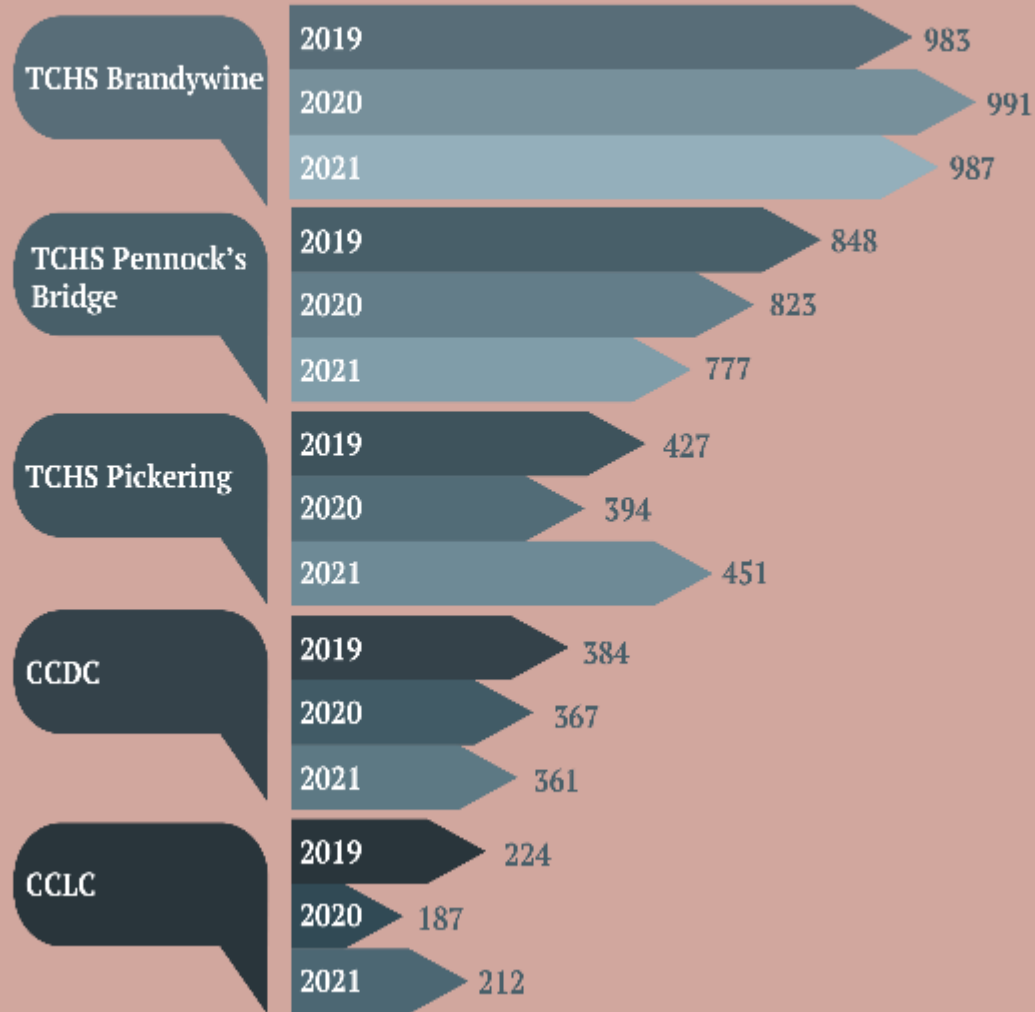
### Public School Enrollment Trends

### Charter School Enrollment Trends

#### Enrollment Change Since 2014-2015

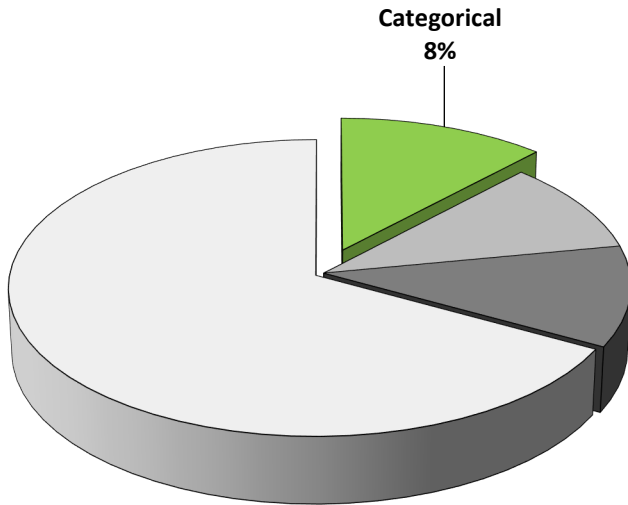
<u>District</u>	<u>District 2014-15 Enrollment</u>	<u>District 2021-22 Enrollment</u>	<u>7 Year Change</u>	<u>Pct. Change</u>	<u>Charter School 2014-15 Enrollment</u>	<u>Charter School 2021-22 Enrollment</u>	<u>7 Year Change</u>	<u>Pct. Change</u>
Avon Grove	5,069	5,020	(49)	-1.0%	826	730	(96)	-11.6%
Coatesville Area	6,911	5,455	(1,456)	-21.1%	1,739	3,063	1,324	76.1%
Downingtown Area	12,083	13,062	979	8.1%	721	454	(267)	-37.0%
Great Valley	3,932	4,587	655	16.7%	84	110	26	31.0%
Kennett Consolidated	4,198	3,969	(229)	-5.5%	204	167	(37)	-18.1%
Octorara Area	2,498	2,122	(376)	-15.1%	184	183	(1)	-0.5%
Owen J. Roberts	5,206	5,461	255	4.9%	120	180	60	50.0%
Oxford Area	3,792	3,460	(332)	-8.8%	516	531	15	2.9%
Phoenixville Area	3,740	4,061	321	8.6%	380	321	(59)	-15.5%
Tredyffrin/Easttown	6,553	6,917	364	5.6%	36	42	6	16.7%
Unionville-Chadds Ford	4,047	3,935	(112)	-2.8%	63	56	(7)	-11.1%
West Chester Area	11,624	12,093	469	4.0%	700	434	(266)	-38.0%
<b>Total</b>	<b>69,653</b>	<b>70,142</b>	<b>489</b>	<b>0.7%</b>	<b>5,573</b>	<b>6,271</b>	<b>698</b>	<b>12.5%</b>

# CCIU Program Enrollment Comparison





## Categorical Budgets – Alternative Sources of Revenue Require No School District Funding



Carl D. Perkins Plan	\$ 836,479
GEER II Emergency Assistance- Non-Public Schools	\$10,623,647
IDEA Preschool Funding 611	\$ 1,491,052
IDEA Preschool Funding 619	\$ 213,104
Individuals with Disabilities Act (IDEA)	\$16,868,200
Non-Public Schools	\$ 5,475,330
Non-Public Safety Grant	\$ 216,783
Title II, Part A	\$ 145,403
<u>Title IV</u>	<u>\$ 32,961</u>
<b>Total Categorical Budgets</b>	<b>\$ 35,902,959</b>

68.71 full-time equivalent staff positions are funded through the alternative revenue sources in the Categorical Budgets.

## **Examples of Alternative Revenue Sources to Offset Costs to Member School Districts**

• Categorical Budgets (involve no school district funds)	\$ 35,902,959
• Services Provided to Out-of-County Students	\$ 14,372,345
• Administration of Programs for Institutionalized Students	\$ 1,546,081
• Superintendent Searches/School Board Education Programs (Outside of Chester County)	\$ 15,000
• PA Inspired Leadership Grant	\$ 196,500
• Comprehensive Support and Improvement Grant	\$ 2,728,453
• Evidence Based Resource Grant	\$ 885,218
• Medicaid Funded Support Services for School Districts	\$ 941,223
• Aspire, County Cup, ServiceMaster, Third Party Driver's Testing Sites	\$ 1,092,691
• Reading School District Special Ed Leadership	\$ 692,675
• Services for Chesconet / DVASBO / Tax Collection Committee/ PenSPRA	<u>\$ 401,015</u>
<b>Total Revenue</b>	<b>\$ 58,774,160</b>

**CCIU 2021-22 Grants Awarded through January 2022**

<b>Grant Title</b>	<b>Grant Amount</b>
Head Start Supplemental Grant Assistance Award	\$995,212
Head Start PA	\$1,725,366
PreK Counts	\$1,063,125
IDEA 619	\$213,104
IDEA 611 - Component 1	\$1,491,052
GEER II Emergency Assistance to Non-Public Schools	\$10,513,998
Elect	\$337,000
CCRES - 30 Various Different Grants	\$170,454
Head Start and Early Head Start COVID Supplemental Grant	\$87,883
ARP ESSER	\$937,369
Chester County Community Foundation Inc - Brian C Zwaan Legacy Fund	\$5,000
ARP ESSER - TCHS/CTE	\$1,378,813
Compenprehensive School Improvement Grant (CSI)	\$2,728,453
Achievment House CSI Grant	\$55,000
West Pharmaceuticals - Special Events	\$15,000
Pennsylvania Inspired Leadership Initiative	\$196,500
Commonwealth of PA - All Hazards	\$8,000
CCRES - Toddler Center Playground	\$250,000
21st Century Learning Center Cohort 10 - Coatesville	\$337,500
21st Century Learning Center Cohort 10 - Kennett 6-12	\$400,000
21st Century Learning Center Cohort 10 - Kennett K-5	\$400,000
CCRES -Student Training and Tuition Grant	\$50,000
Practical Nursing - HEERF 3	\$490,922
GEER II TCHS	\$633,937
Evidence-Based Program Support for Substance Misuse and Prevention	\$99,705
American Rescue Plan IDEA 611 Component I	\$362,228
American Rescue Plan IDEA 619	\$144,484
CCRES - CCIU Drivers' Testing Center Services	\$30,000
Carl D. Perkins Grant	\$836,479
CARES Grant ECEC	\$18,800
Cares Grant Toddler Center	\$15,200
Evidence Based Resource Center	\$765,918

**CCIU 2021-22 Grants Awarded through January 2022**

<b>Grant Title</b>	<b>Grant Amount</b>
CCRES - Practical Nursing Scholarship Grant	\$250,000
CCRES - ESports	\$75,000
CCRES - TCHS 9th Grade Exploratory	\$100,000
CCRES - TCHS Recruitment	\$200,000
CARES Grant - Early Head Start - West Chester	\$24,700
EHS CCP ARP	\$357,660
IDEA 611 Component I ARP	\$362,228
IDEA 619 ARP	\$144,484
IDEA 611 Component II and III ARP	\$3,181,420
CCIU GEER Grant	\$92,700
PCCD - Engaging Lifeskills Training for our Future	\$99,697
Title II	\$145,403
Title IV	\$32,961
Title I - Neglected	\$789,429
Title I - Delinquent	\$254,646
Title III	\$61,032
American Rescue Plan Act Child Care Stabilization Grant CCIU Early Care Center	\$77,403
Justamere Foundation	\$5,000
ARPA - Child Care Stabilization Grant ECEC	\$55,481
RACP Grant	\$1,000,000
Lancaster IBHS- Recruitment/Retention	\$400,000
All Hazards Safety Grant	\$12,500
Justamere Student Scholarhip Grant	\$45,000
Constellation Community Champions	\$500
PDE Competitive Equipment Grant	\$28,000
Department of Health COVID Grant	\$448,645
Safe Schools Grant	\$24,024
<b>Total</b>	<b>\$35,024,415</b>

## Evidence Resource Center Innovative Educational Services Division Initiative


### Objective

Develop and launch an Evidence Resource Center (ERC) that is used by school and district leaders in Pennsylvania.

### Grant Totals

2018-2019	\$ 315,595
2019-2020	\$ 385,218
2020-2021	\$ 385,218
2021-2022	\$ 885,218
<u>2022-2023</u>	<u>\$ 885,218</u>
<b>Total</b>	<b>\$2,856,467</b>

**Serving 500 school districts and 1,744,725 students**



### **In 2021:**

37% **increase** in users  
44% **increase** in strategies  
68% **increase** in studies

**Comprehensive Support and Improvement Grant**  
**Innovative Educational Services Division**

**Objective:**

Provide support to schools identified as the lowest performing in Pennsylvania.

**CSI supports provided to:**

Allentown School District

Harrisburg School District

School District of Philadelphia

Charter Schools in Philadelphia

**Total**

**\$2,728,453**

*Anticipating additional funds will be provided for  
2022-2023 school year.*

**Estimated students served: 226,778**



## STEM/Computer Science Innovative Educational Services Division

### Objective

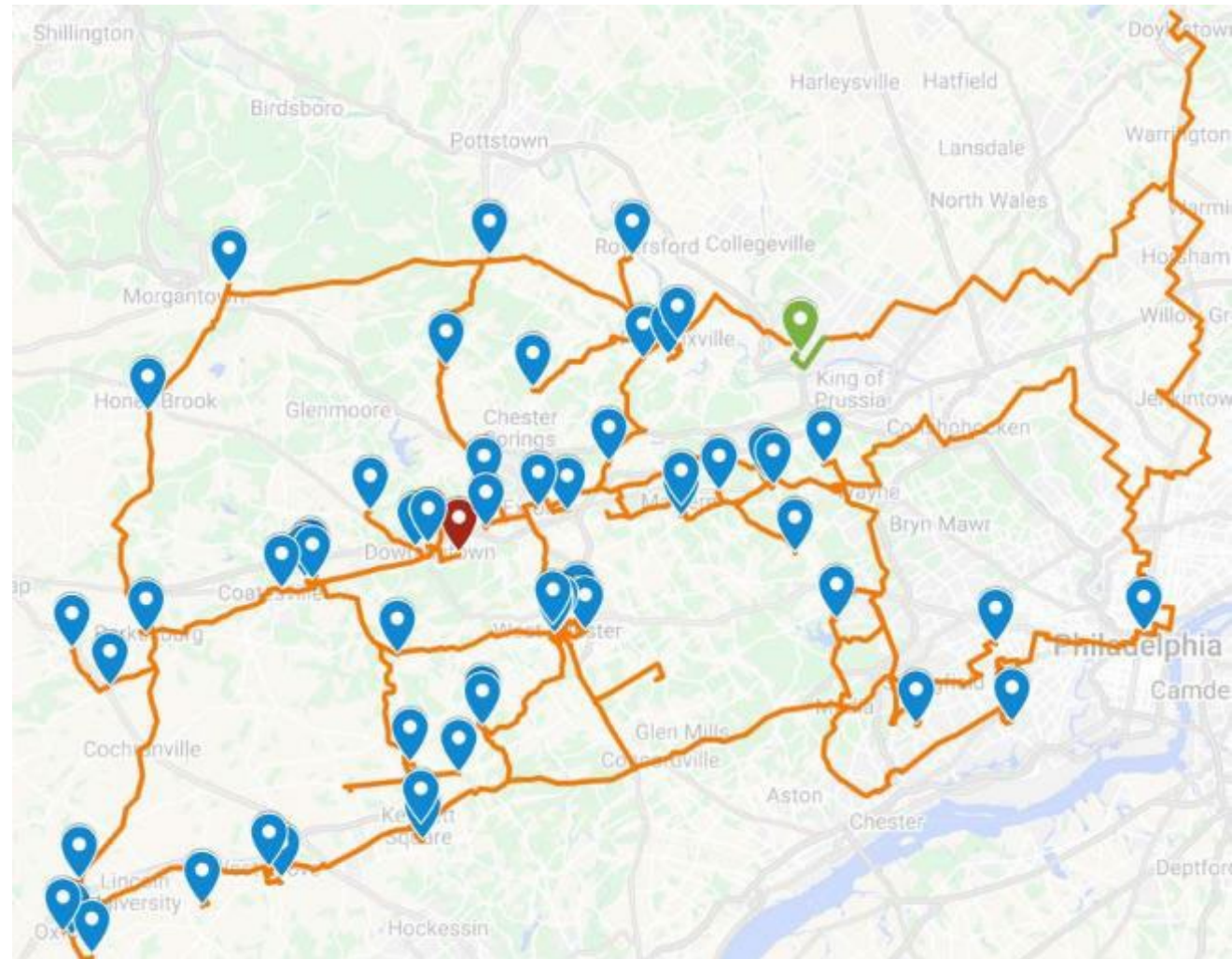
Serve as a statewide leader in STEM and Computer Science

### **STEM and Computer Science Grants:**

- Explore STEM Philly and Explore STEM Chester County
- From Incubator to Launch: Co-Creating a Computer Science Ecosystem
- First Generation STEM Alliance
- Promoting Inclusion and Career Readiness through Scholastic Esports Expansion
- Chester County Scholastic Esports Club
- Career Ready PA

**Total: \$1,839,148**





**Objective**

Reduce Internet outages for Chesconet members.

**Accomplishments:**

Expanded fiber footprint by 10.6 miles



## Chesconet Ransomware Solution Innovative Educational Services Division

The Chesconet solution powered by Rubrik allows fast detection and recovery.

### Identify Abnormal Behavior



- Anomaly detection during data backups

### Granular Impact Assessment



- Automated assessment of impact
- Clear view into what applications and files were impacted and where

### Immutability + Instant Recoveries



- Data in Rubrik can't be overwritten
- Fast recovery to most recent clean version

\*Sophos, "The State of Ransomware in Education," 2021

**PIMS/Data Governance Services**  
**Innovative Educational Services Division**

**Objective**

Provide consulting, auditing, and direct services related to Child Accounting, Data Governance, and Student Information Systems.

**Accomplishments:**

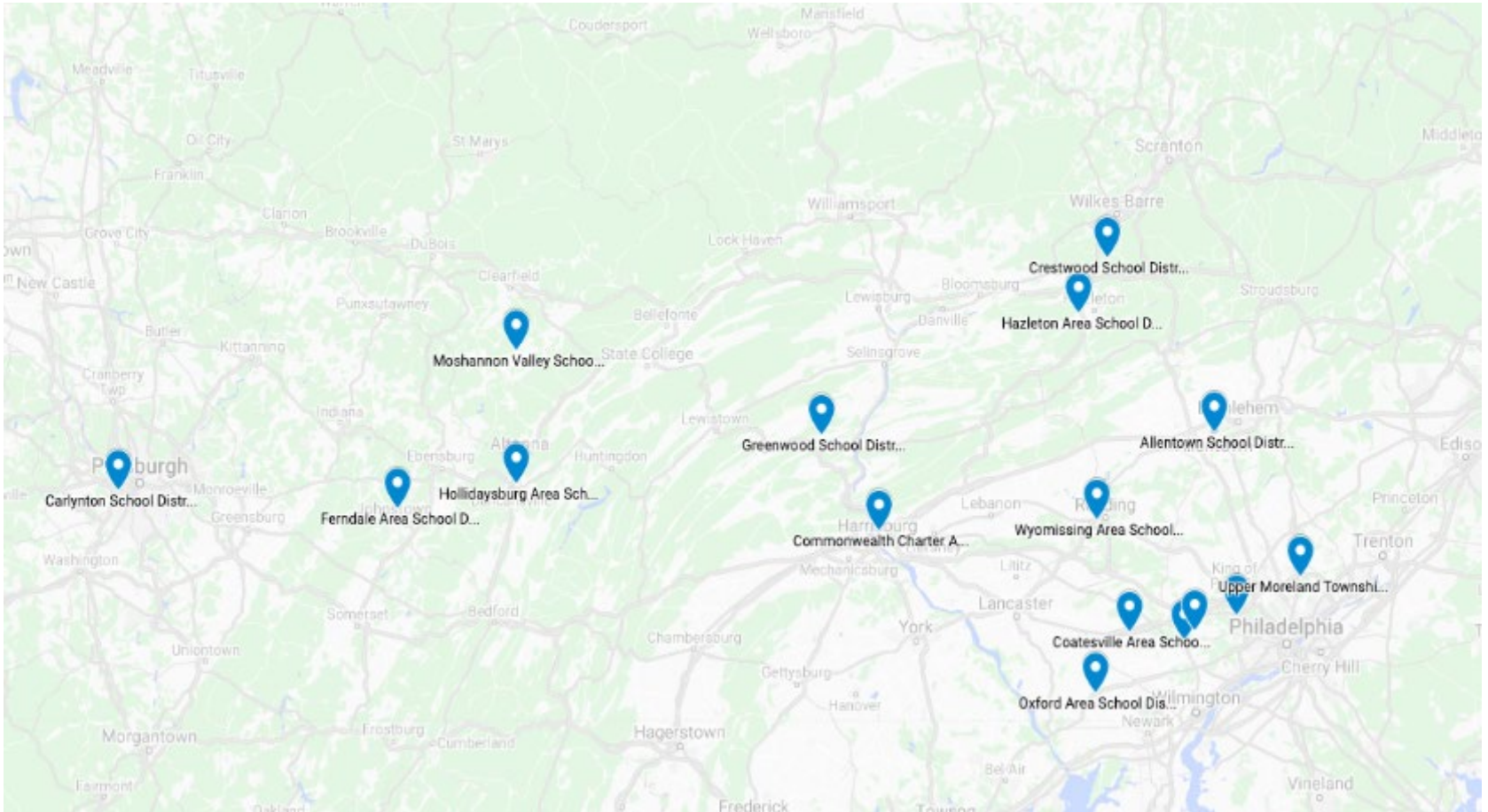
12 **new** customers over the past year

10% increase in revenue from 2020-21

**Total \$256,949 To Date**

<u>PIMS/Data Governance Services</u>	Students Served 2019-20	Students Served 2020-21	Students Served 2021-22
Coatesville Area School District	5,483	5,322	5,322
Oxford Area School District	-	-	3,353
Allentown School District	-	-	16,231
Carlynton School District	-	-	1,314
Chester County Family Academy	106	72	72
Chester Upland School District	2,985	2,621	-
Commonwealth Charter Academy	-	-	16,419
Crestwood School District	-	-	2,812
Ferndale Area School District	-	-	584
Greenwood School District	-	-	750
Hazleton Area School District	-	-	11,551
Holidaysburg Area School District	-	-	3,203
Moshannon Valley School District	-	-	789
PA Leadership Charter School	3,055	5,071	5,071
Radnor Township School District	-	-	3,624
Reading School District	-	17,659	-
Upper Moreland Township School District	-	-	3,197
Wyomissing Area School District	1,920	1,854	1,854
<b>Students Served</b>	<b>13,549</b>	<b>32,599</b>	<b>76,146</b>
<b>Total Revenue Generated</b>	<b>\$153,346</b>	<b>\$232,628</b>	<b>\$256,949</b>

## PIMS/Data Governance Services Reach for 2021-22 School Year Innovative Educational Services Division

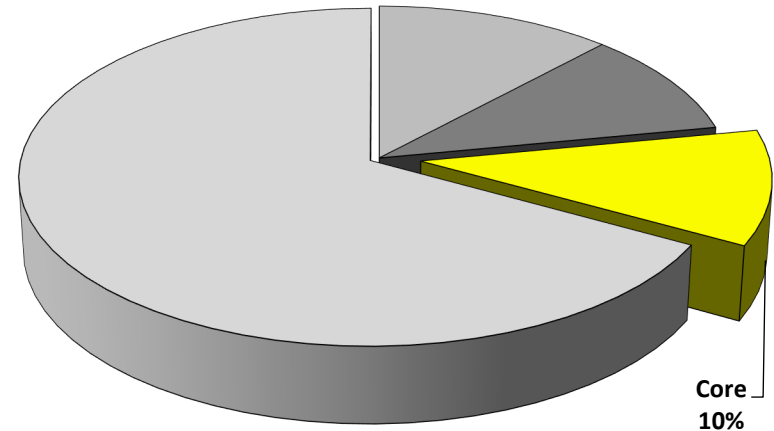




## CCIU Core Budget No Proposed Change to District Contributions in 2022-2023

### Core Budget Divisions

- General Administration
- Innovative Educational Services
- Information Technology
- Communications and Learning Solutions
- Building Maintenance Services





## Core Budget Summary

<b>2020-2021 Actual FYE</b>	<b>2021-2022 Original Budget</b>	<b>2021-2022 Projected Budget</b>	<b>2022-2023 Proposed Budget</b>	<b>Budget to Budget <u>Change</u></b>
<b>\$30,654,017</b>	<b>\$31,006,260</b>	<b>\$34,815,985</b>	<b>\$33,173,390</b>	<b>(\$1,642,595)</b>

### **CCIU Objective:**

Maintain a responsible balance so that resources are available to respond to member school district's needs while controlling overhead costs.



## Projected 2022-2023 CCIU Core Contributions from Member Districts

<b>School District</b>	<b>Actual 2020-21 Contribution</b>	<b>Actual 2021-22 Contribution</b>	<b>Projected 2022-23 Contribution</b>
Avon Grove School District	\$31,078	\$30,151	\$30,151
Coatesville Area School District	\$48,512	\$47,445	\$47,445
Downingtown Area School District	\$93,730	\$93,277	\$93,277
Great Valley School District	\$43,644	\$46,438	\$46,438
Kennett Consolidated School District	\$34,132	\$33,526	\$33,526
Octorara Area School District	\$14,976	\$14,587	\$14,587
Owen J. Roberts School District	\$38,118	\$38,327	\$38,327
Oxford Area School District	\$19,669	\$19,023	\$19,023
Phoenixville Area School District	\$36,762	\$36,466	\$36,466
Tredyffrin/Easttown School District	\$71,256	\$73,576	\$73,576
Unionville-Chadds Ford School District	\$40,629	\$40,595	\$40,595
West Chester Area School District	\$131,221	\$130,316	\$130,316
<b>Total</b>	<b>\$603,727</b>	<b>\$603,727</b>	<b>\$603,727</b>



## Significant Changes to Core Budget 2021-2022 to 2022-2023

	<u>Amount Change</u>
• Salaries (Existing Staff)	= \$ 293,352
• Benefits (Existing Staff)	= \$ 236,042
• Employer Contribution to PSERS	= \$ 141,658
• Supplies, Equipment, and Purchased Services	= \$ 272,873
• Reduction in Debt Service	= \$ (1,985,271)
• Change in all other Budget Areas	= \$ <u>(601,249)</u>
<b>Total Change in Core Budget</b>	<b>\$ (1,642,595)</b>

**Information  
Technology  
Serves CCIU  
Students  
and  
Educators**







## Information Technology Division by the Numbers



Computing Devices Supported: **8,730** (58% increase)



Staff Locations Supported: **504**



Large Campus Locations (CCDC, TCHS, Learning Ctr., etc.): **11**



Medium Locations (Milltown, West Chester Ed Center): **9**



Student Locations: **1,443**



Surveillance Cameras: **417**



Virtual and Physical Servers: **98**



Desk Phones: **1,148**



Cloud Vendor Systems: **26**



On-Premise Vendor Systems: **37**



In-House Developed Systems: **151**

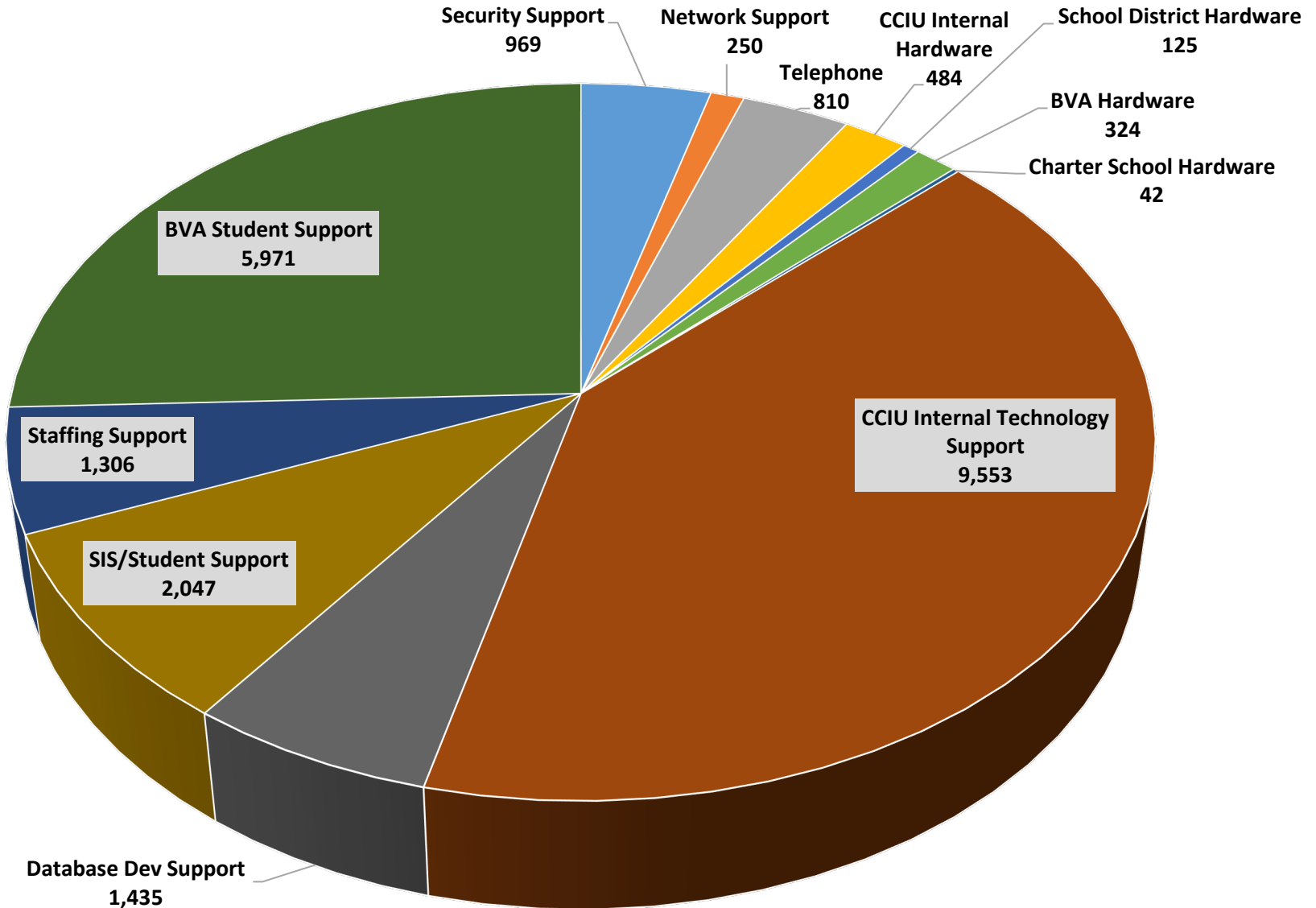



**BVA** Student Laptops: **1,611**



**BVA** Partner Districts: **49** statewide, including School Districts of Philadelphia and Pittsburgh

## Information Technology Division Support Responses by Category January 1 – December 31, 2021





## Innovative Education Services Division (IES) Proposed Reorganization Plan


**Purpose of Restructuring:** Build the capacity of the division to meet the needs of the CCIU and Chester County school districts in the areas of

- Curriculum
- Instruction
- Assessment
- Online Teaching and Learning
- Professional Development
- Technology

**Benefits of this Restructuring Plan:**

- Expands the services that CCIU can offer internal and external customers.
- Utilizes strengths of staff in the areas of STEM, technology, school improvement.
- Utilizes ESSER funding streams to strengthen CCIU and district programs.
- Creates opportunity to recruit external talent.
- Creates opportunity for a career path for internal talent.
- Projected cost savings of \$152,813.

# Human Resources Division Reorganization Proposal Total Cost Summary

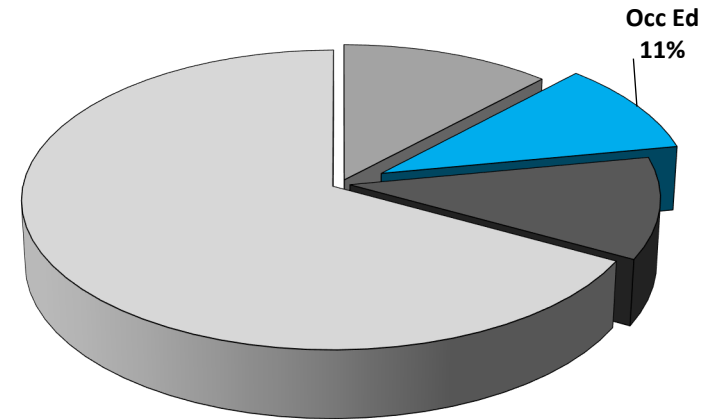


<b>Positions/Revenue</b>	<b>Cost Increase (Decrease/Cost Offset)</b>
Positions Added	\$422,277
Positions Eliminated	<b>(\$334,760)</b>
Unfilled Positions	<b>(\$110,405)</b>
Division Revenue	<b>(\$18,148)</b>
<b>Total Savings</b>	<b>(\$41,036)</b>

# Occupational Education Budget



- Technical College High School – Pennock’s Bridge Campus  
(Constructed 2008)
- Technical College High School – Brandywine Campus  
(Constructed 2012)
- Technical College High School – Pickering Campus  
(Renovation Completed 2017)





## **Significant Impact Items for the 2022-2023 Occupational Education Budget**

### **Fiscal**

- Limit any increase in tuition to the “Act 1 Index”.
- \$732,459 increase in Debt Service Costs.
- \$350,402 increase in PlanCon subsidies for completed construction projects.

### **Student Engagement**

- Need to increase student enrollment and retention at the TCHS-Pickering and TCHS-Pennock’s Bridge Campuses.
- Need to customize CTE program presentations for all Chester County School Districts.

### **Program Expansion and Enhancement**

- Improve access to job training and cooperative education experiences.
- Utilize TCHS resources and capacity to expand adult training opportunities.
- Increase post-secondary partnerships to allow students to earn college credits while attending CTE programs.



## 2022-2023 Occupational Education Budget

*“Engaging students in the academic and technical preparation needed to continue their education and launch their careers.”*

2021-2022 Original Budget = \$ 29,460,271

2021-2022 Projected Budget = \$ 28,830,433

2022-2023 Proposed Budget = \$ 30,361,289

Budget to Budget Increase = \$ 1,530,856 (5.3%)

- 2020-2021 Three Year Avg. Enrollment = 1,007.501 FTE
- 2021-2022 Three Year Avg. Enrollment = 999.834 FTE
- 2021-2022 Tuition Rate per Half-Time Student = \$ 10,117
- **Proposed 2022-2023 Tuition Rate per Half-Time Student = \$10,344 (2.25% increase)**

# Technical College High School Budget by Campus

**\$7,647,061**

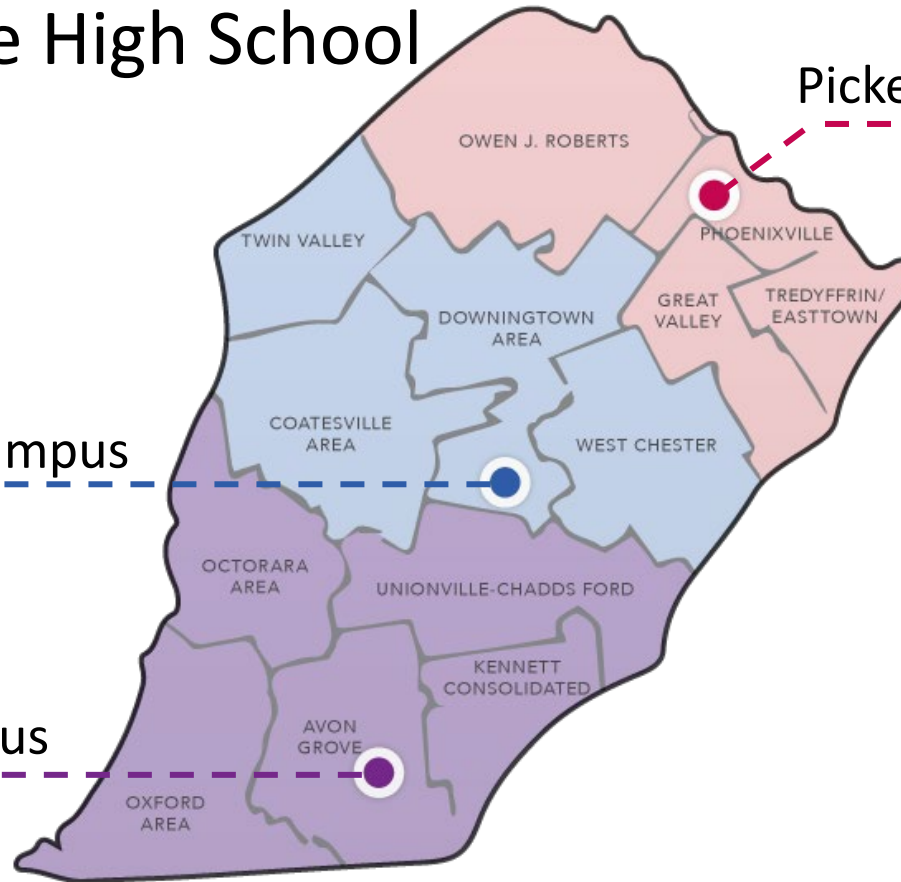
Pickering Campus

**\$10,232,729**

Brandywine Campus

**\$11,040,385**

Pennock's Bridge Campus

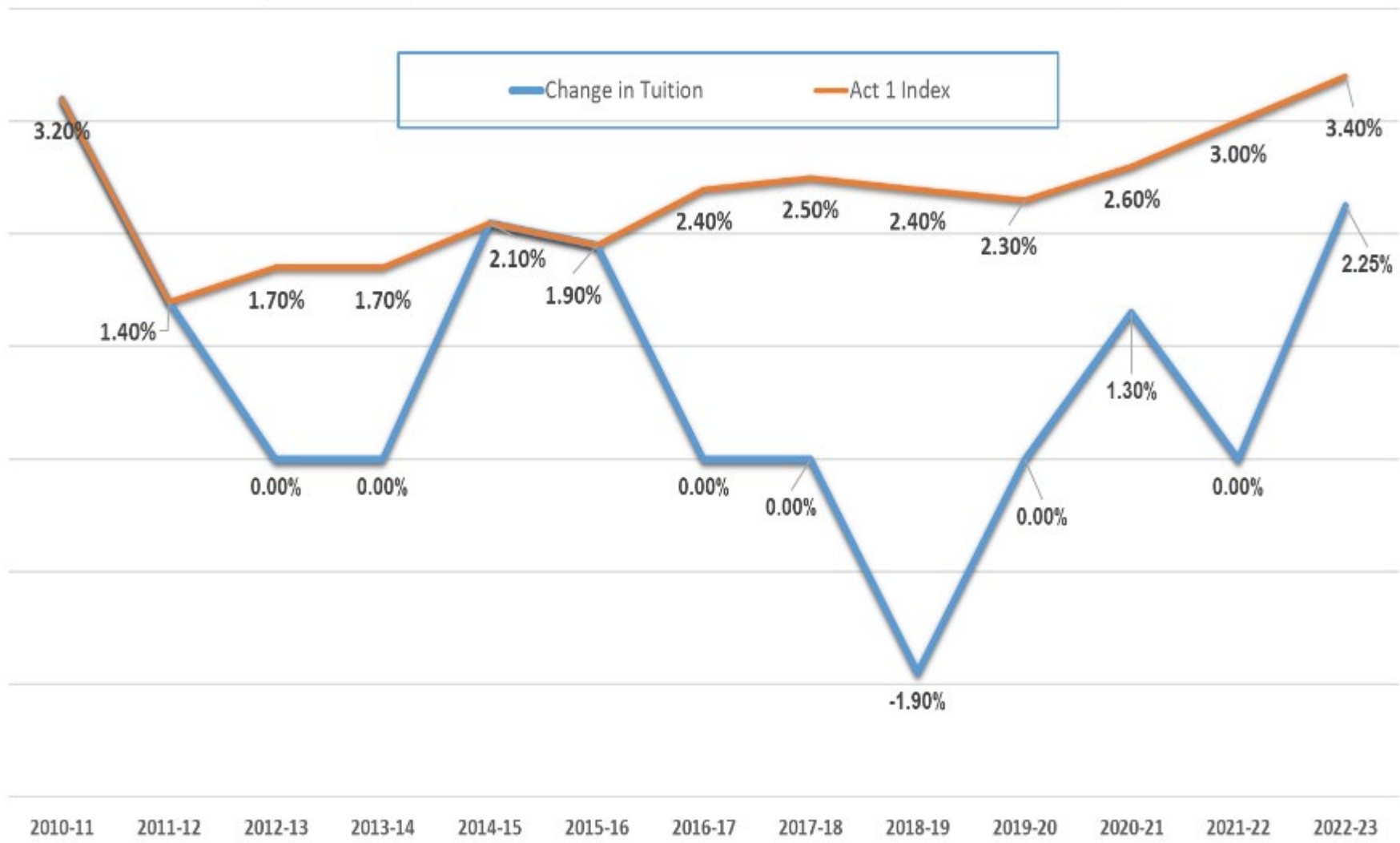


CHESTER COUNTY



# Occupational Education Program Tuition Increases at or Below “Act 1 Index”

Annual Change in Occupational Education Tuition Rate Compared to Act 1 Index





## Significant Changes in the Proposed 2022-2023 Occupational Education Budget

### Amount Change

• Salaries (Existing Staff)	= \$ 279,886
• Increase in Employer's Contribution to PSERS	= \$ 132,213
• Healthcare Benefits (Existing Staff)	= \$ 309,274
• Staffing Changes	= \$ 0
• Increase in Debt Service	= \$ 732,459
• Change in all other Budget Areas	<u>= \$ 77,024</u>
<b>Total Change in Occupational Education Budget</b>	<b>\$1,530,856 (5.3%)</b>



## Budget Summary and Fund Balance Allocation

	<b>Proposed 2022-23 Budget</b>
Projected Revenue (prior to Tuition Increase)	<b>29,558,238</b>
<u>Projected Expenses</u>	<b>30,361,289</b>
Projected Operating Deficit	<b>(803,051)</b>
Additional Revenue from Tuition Increase	<b>479,773</b>
Fund Balance Allocation	<b>323,278</b>
Balance Budget	<b>-</b>

**Preliminary 2022-2023 Occupational Education Budget  
Chester County School District Contribution and Enrollment Changes**

**Calculation of the Actual Career & Technical Education Costs and Projected Academic Marketplace Charges**

<u>District</u>	<u>2021-2022 Contribution</u>	<u>2022-2023 Contribution</u>	<u>Increase (Decrease)</u>	<u>Pct. Change</u>	<u>2019-2020 Full-Time Equivalent</u>	<u>2020-2021 Full-Time Equivalent</u>	<u>2021-2022 Full-Time Equivalent</u>	<u>3-Yr. Average Full-Time Equivalent</u>		<u>Sept 2021 Academic Full-Time Equivalent</u>	<u>Projected 2022-2023 Academic Charge</u>
Avon Grove	2,471,798	2,530,832	59,034	2.4%	117.750	123.250	126.000	122.333	+	11.506	119,409
Coatesville	3,405,888	3,166,988	(238,900)	-7.0%	165.750	155.500	138.000	153.083	+	0.451	4,680
Downingtown	2,782,038	2,979,072	197,034	7.1%	139.750	137.250	155.000	144.000	+	0.219	2,273
Great Valley	819,437	872,344	52,907	6.5%	43.000	36.250	47.250	42.167	+	6.801	70,581
Kennett	1,846,261	1,768,824	(77,437)	-4.2%	88.500	88.000	80.000	85.500	+	4.042	41,948
Octorara	972,870	862,000	(110,870)	-11.4%	49.250	39.750	36.000	41.667	+	0.000	-
Owen J. Roberts	1,057,174	1,072,328	15,154	1.4%	54.000	45.750	55.750	51.833	+	0.739	7,669
Oxford	2,357,145	2,384,292	27,147	1.2%	118.750	117.250	109.750	115.250	+	5.809	60,286
Phoenixville	728,388	855,104	126,716	17.4%	36.000	42.500	45.500	41.333	+	3.014	31,279
Tredyffrin/Easttown	681,178	782,696	101,518	14.9%	33.750	38.000	41.750	37.833	+	14.479	150,263
Unionville-Chadds Ford	789,087	805,108	16,021	2.0%	42.500	38.250	36.000	38.917	+	8.499	88,203
West Chester	2,470,112	2,604,964	134,852	5.5%	130.000	129.750	118.000	125.917	+	21.824	226,489
<b>TOTAL</b>	<b>20,381,376</b>	<b>20,684,552</b>	<b>303,176</b>	<b>1.5%</b>	<b>1,019.000</b>	<b>991.500</b>	<b>989.000</b>	<b>999.834</b>		<b>77.383</b>	<b>803,080</b>

Preliminary 2022-23 Tuition Rate per FTE	20,688
--	--------

Academic Rate per FTE	\$10,378.00
-----------------------	-------------

## Example of Formula for Determining a District's Occupational Education Costs

### 2022-2023 Occupational Education Budget Contribution Formula for the Avon Grove School District

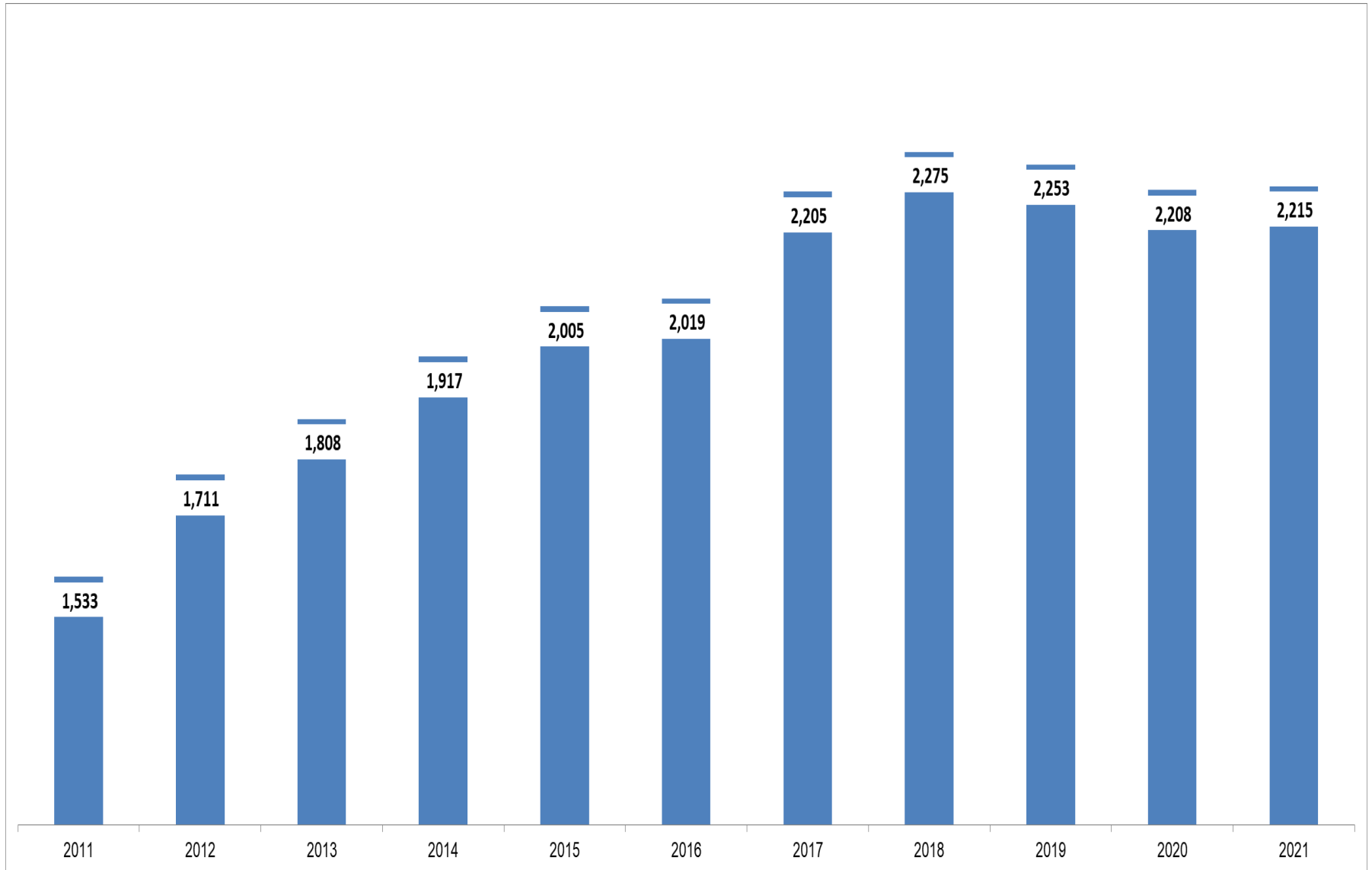
<b>2021-2022 Contribution</b>										
2018-2019 <u>FTE</u>	2019-2020 <u>FTE</u>	2020-2021 <u>FTE</u>		Three-Year Average Full Time <u>Equivalent</u>		2021-2022 Tuition <u>Rate</u>	2021-2022 Budget <u>Contribution</u>			
125.500	+	117.750	+	123.250	÷ 3 =	122.167	x	20,233	=	2,471,798

<b>2022-2023 Contribution</b>							<b>(Proposed)</b>			
2019-2020 <u>FTE</u>	2020-2021 <u>FTE</u>	2021-2022 <u>FTE</u>		Three-Year Average Full Time <u>Equivalent</u>		2022-2023 Tuition <u>Rate</u>	2022-2023 Budget <u>Contribution</u>			
117.750	+	123.250	+	126.000	÷ 3 =	122.333	x	20,688	=	2,530,832

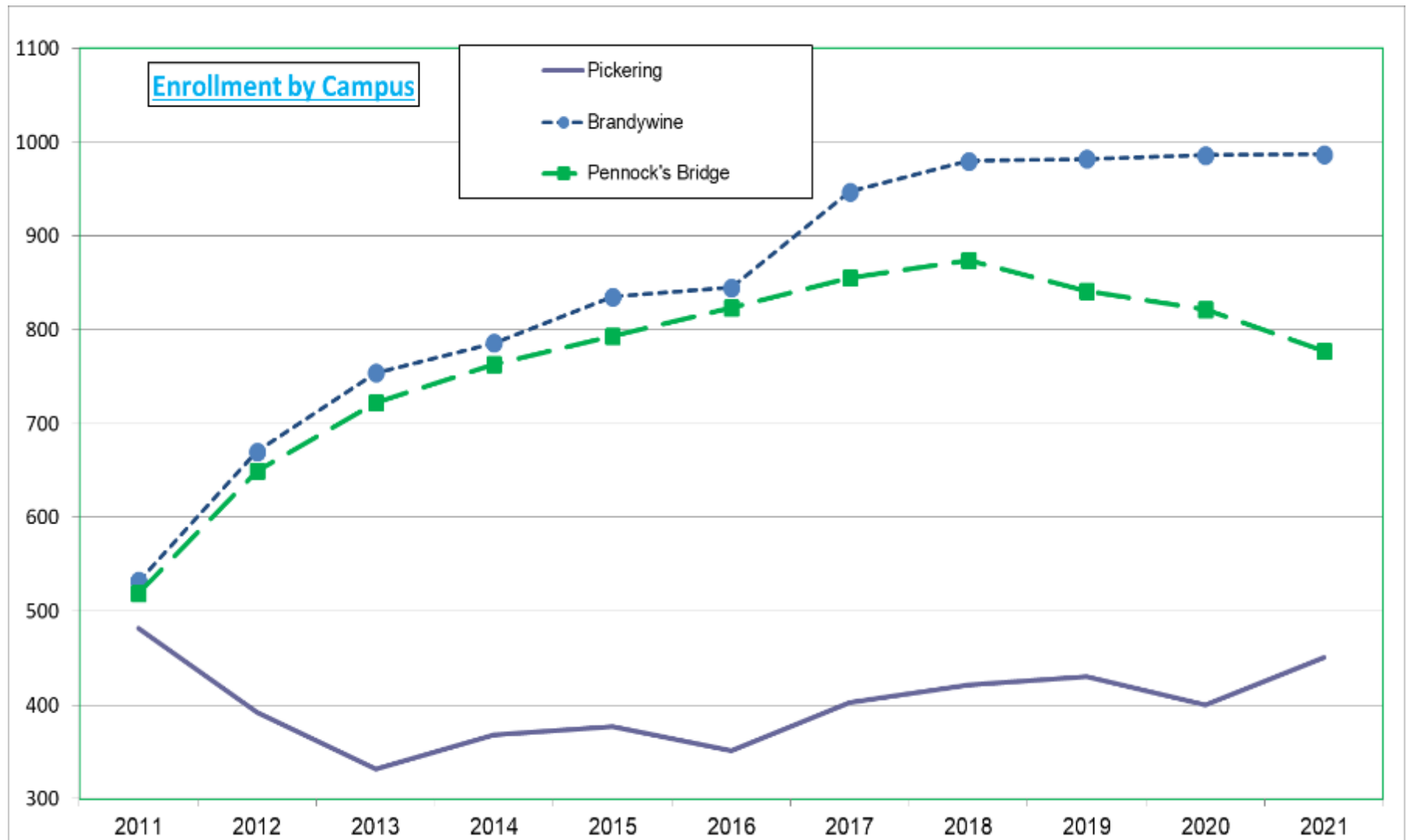
<b>Amount Change</b>	<b>59,034</b>
<b>Percentage Change</b>	<b>2.4%</b>

<b>Projected Academic Class Costs (based on September 2021 enrollment)</b>	<b>119,409</b>
<b>Total Projected 2022-23 Costs for Students in the Technical College High School</b>	<b>2,650,241</b>

## Total Career and Technical Education Enrollment



## Career & Technical Education Enrollment by Campus



## Chester County TCHS New Programs and Possible Changes in ~~2022-23~~

Location	Projected New Programs	Instructional FTE	Location	Programs Under Review	Instructional FTE
Pennock's Bridge Campus	Diesel Mechanic	1.0	Pickering Campus	Auto Collision Technology	1.0
Pennock's Bridge Campus	Building and Trade Maintenance	1.0	Pickering Campus	Engine Technology	1.0





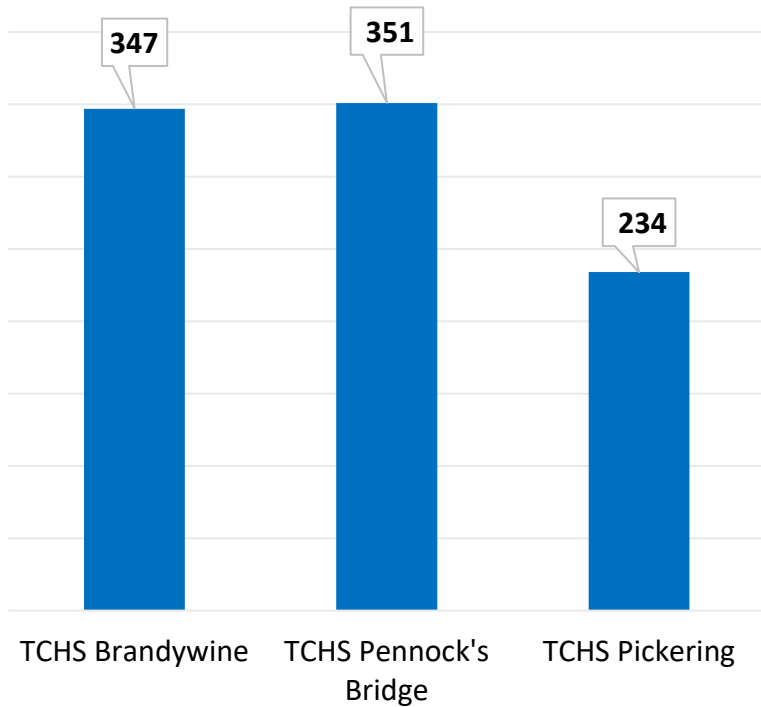
## Significant Accomplishments in 2021-22 for Career & Technical Education

- Increased Career Ready ChesCo platform to 70 business and industry partners and 199 available work experiences.
- Financial Reality Fair at all campuses to improve Financial Literacy.
- Students completed 5,000+ Career Ready Artifacts in the PA Career Zone platform application that supports portfolio development and career exploration.
- Opened the new Multimedia Design Technology program in collaboration with the Oxford Area School District.
- Piloted a grant funded HVAC dual enrollment program in collaboration with Delaware County Community College.
- Utilized grant funds to purchase instructional software, Chromebooks, MacBooks, and Anatomage Anatomical Digital tables to support Health Careers programs.
- Utilized grant funds to purchase a virtual welding program to support the increased student enrollment.
- Secured agreement with Justamere Foundation to fund post-secondary scholarships for qualified students.

## Dual Enrollment Programs

### Opportunities to Earn College Credits while in High School

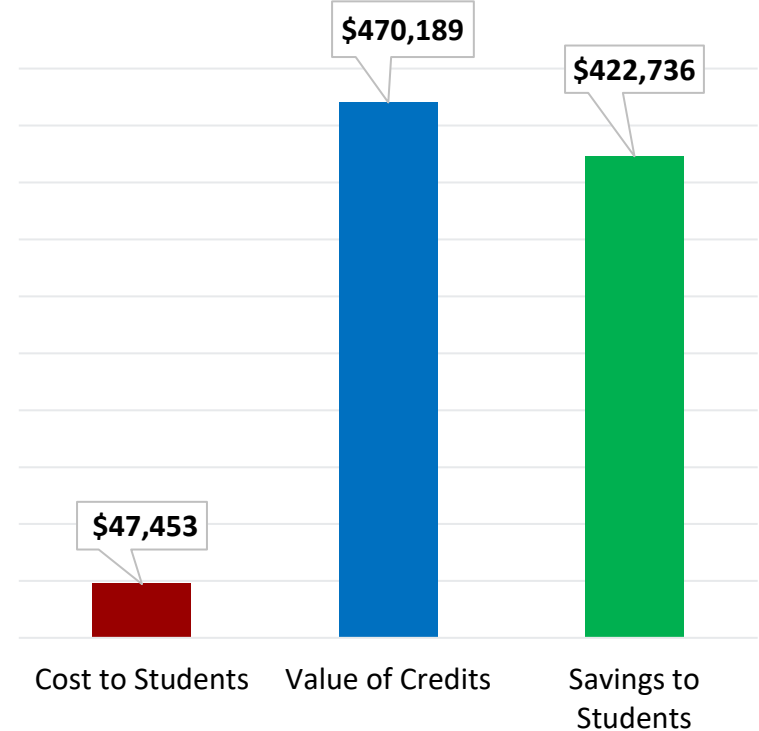
Dual Enrollment Credits Earned by Students



24 CTE Programs  
28 Courses  
216 Students in 2020-2021

Delaware County Community College  
Immaculata University  
Penn College of Technology  
Harrisburg University  
Montgomery County Community College  
Thaddeus Stevens College of Technology

Value of Dual Enrollment Credits Earned by Students



## Industry Partners Providing Cooperative Education and Employment Experiences

A sample of the 272 Business and Industry Partners are listed below.

Advanced Auto Service Center  
All Fill Inc.  
Automotive Intelligence Inc.  
Brandywine Valley HVAC  
Bush Collision Center  
CCIU Communications  
Chester County Electric  
Coatesville Country Club  
Collision Zone  
Comfort Zone HVAC  
Downingtown Collision  
Ducklings ELC in Oxford  
Ducklings ELC in Longwood  
Ducklings ELC Spring City  
E.C. Trethewey Builders  
Freedom Motorsportz  
Iron Mountains LLC  
J-S All Things Plumbing Inc.

Karosserie Auto Body  
Kolb's Farm Store  
Liberty Electrical Services LLC  
LNJ Excavating  
Longwood Gardens  
MJS Heating & Cooling  
Paoli Auto Body Inc.  
Perfect Temperature  
Pet Smart in Collegeville  
Quantum Environmental  
R. Brooks Mechanical  
R.M. Crossan  
Ramsay's Automotive Inc.  
Santilli Auto Works  
Sinton Heating & Air  
T/E School District  
Uwchlan Township  
Weaver Day School


# TCHS Virtual Career & Training Fairs 2021



## Business and Industry Support

119 Recruiters

24 Business & Industries



## Positive Impact on Students

### Number of Student Interviews

- 9 Student scholarships
- 1,295 Interviews conducted
- 493 Seniors participated



## 2022-23 CCIU Long-Range Plan for Buildings and Facilities



# Chester County Intermediate Unit



CCIU Educational Service Center




Child & Career Development Center



CCIU Learning Center



Technical College High School  
Pickering Campus



Technical College High School  
Pennock's Bridge Campus



Technical College High School  
Brandywine Campus

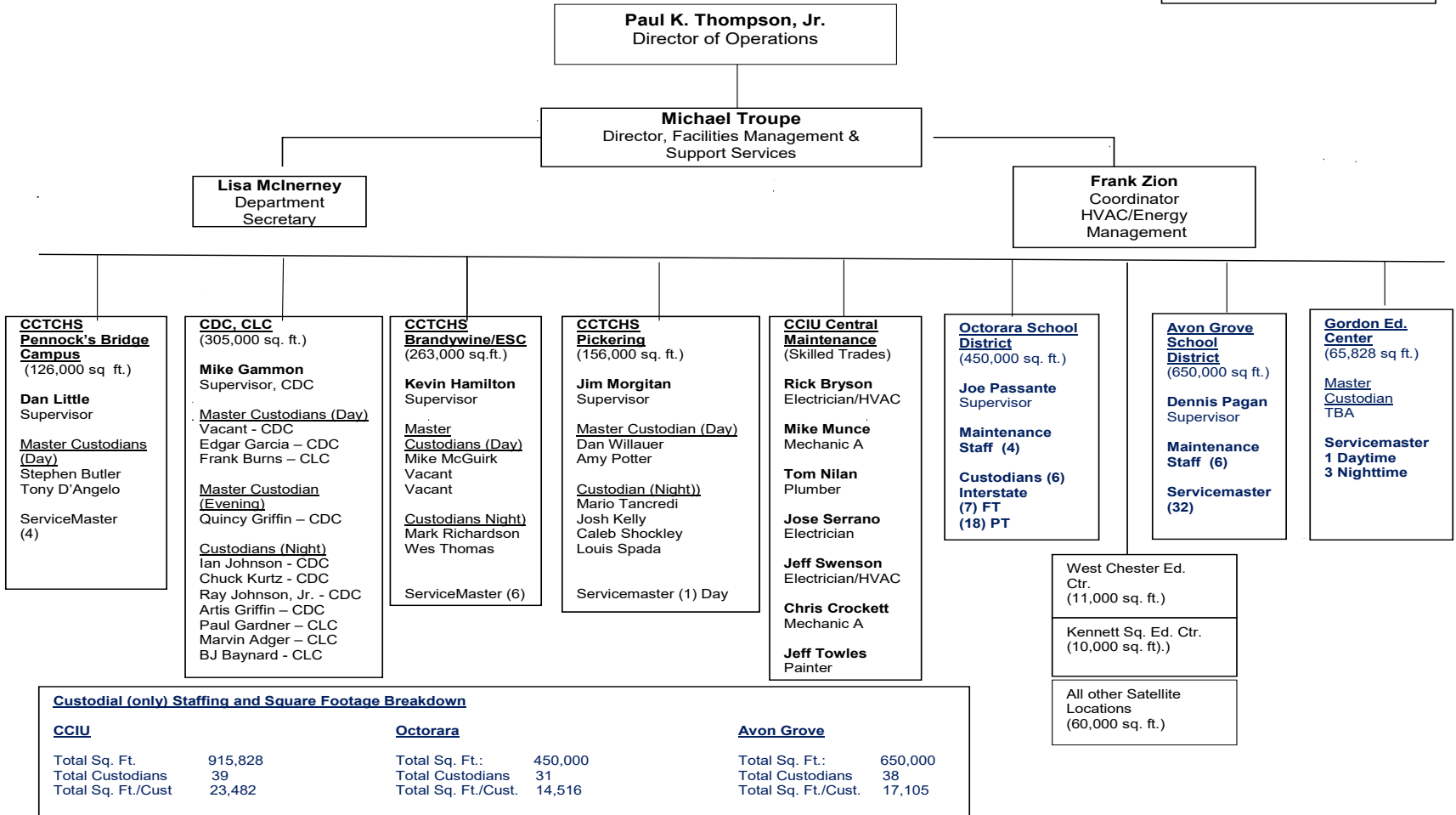
## Buildings & Facilities Long-Range Plan

**2022-23 CCIU Long-Range Plan for Buildings and Facilities**

<b><u>Primary CCIU Campuses</u></b>	<b><u>Square Footage</u></b>	<b><u>Acres</u></b>
John K. Baillie Child and Career Development Center	165,000	10
CCIU Learning Center / Career Center	110,000	14
Horticulture Center	8,000	3
Technical College High School -Brandywine	185,000	9
Technical College High School-Pickering	168,000	60
Technical College High School-Pennock's Bridge	135,000	78
Educational Services Center	78,000	7
Gordon Education Center	66,000	3
Totals	915,000	184
CCIU Leased Properties - 17 Locations	81,000	
<b><u>School District Facilities Management Services</u></b>		
Avon Grove School District	650,000	
Octorara Area School District	450,000	
Totals	1,100,000	
<b>Total CCIU Managed Facilities</b>		<b>2,096,000</b>

## Facilities Management & Support Services Organizational Chart December, 2021

Total Square Footage: 2,096,828  
Total Staffing (incl. Contracted Custodial Services/SM) 126



**Custodial (only) Staffing and Square Footage Breakdown**

<u>CCIU</u>		<u>Octorara</u>		<u>Avon Grove</u>	
Total Sq. Ft.	915,828	Total Sq. Ft.:	450,000	Total Sq. Ft.:	650,000
Total Custodians	39	Total Custodians	31	Total Custodians	38
Total Sq. Ft./Cust	23,482	Total Sq. Ft./Cust.	14,516	Total Sq. Ft./Cust.	17,105

All Other Satellite Locations  
(60,000 sq. ft.)

## Major Capital Projects Completed in 2021

IU Learning Center and Options Building Roof Replacement

**Project Cost: \$2,370,460**



TCHS-Pickering Farmhouse Roof Replacement/Weatherproofing

**Project Cost: \$48,432**





## Major Capital Projects Completed in 2021

ESC Carpet Replacement and Office Reconfigurations (Phase I)

**Project Cost: \$43,650**



Expansion of Brandywine Virtual Academy (BVA) Space (in-progress)

**Project Cost: \$55,000**



**Significant Capital Projects Proposed for 2022-2023**

<u>Description</u>	<u>Estimated Cost</u>	<u>Funding Source</u>
CDC Toddler Center Expansion and Parking Lot	3,200,000	Grants (\$1,250,000 to date) CCIU Building Improvement Fund
Replacement of Chiller and HVAC upgrades at IU Learning Center	500,000	CCIU Building Improvement Fund
Expansion of Preschool and Head Start in West Chester	1,940,250	Grants and CCIU Building Improvement Fund
Parking Lot Repairs (Various Campuses)	<u>115,000</u>	CCIU Building Improvement Fund
<b>Total Projected Costs</b>	<b>5,755,250</b>	

## Major Capital Projects Proposed for 2022-2023

### Toddler Center and Playground Renovations (Partially Grant Funded)

Project Cost: \$3,200,000



## Major Capital Projects Proposed for 2022-2023

Learning Center Chiller Replacement & HVAC Upgrades

**Projected Cost: \$500,000**



Expansion of Preschool and Head Start in West Chester

**Projected Cost: \$1,940,250**

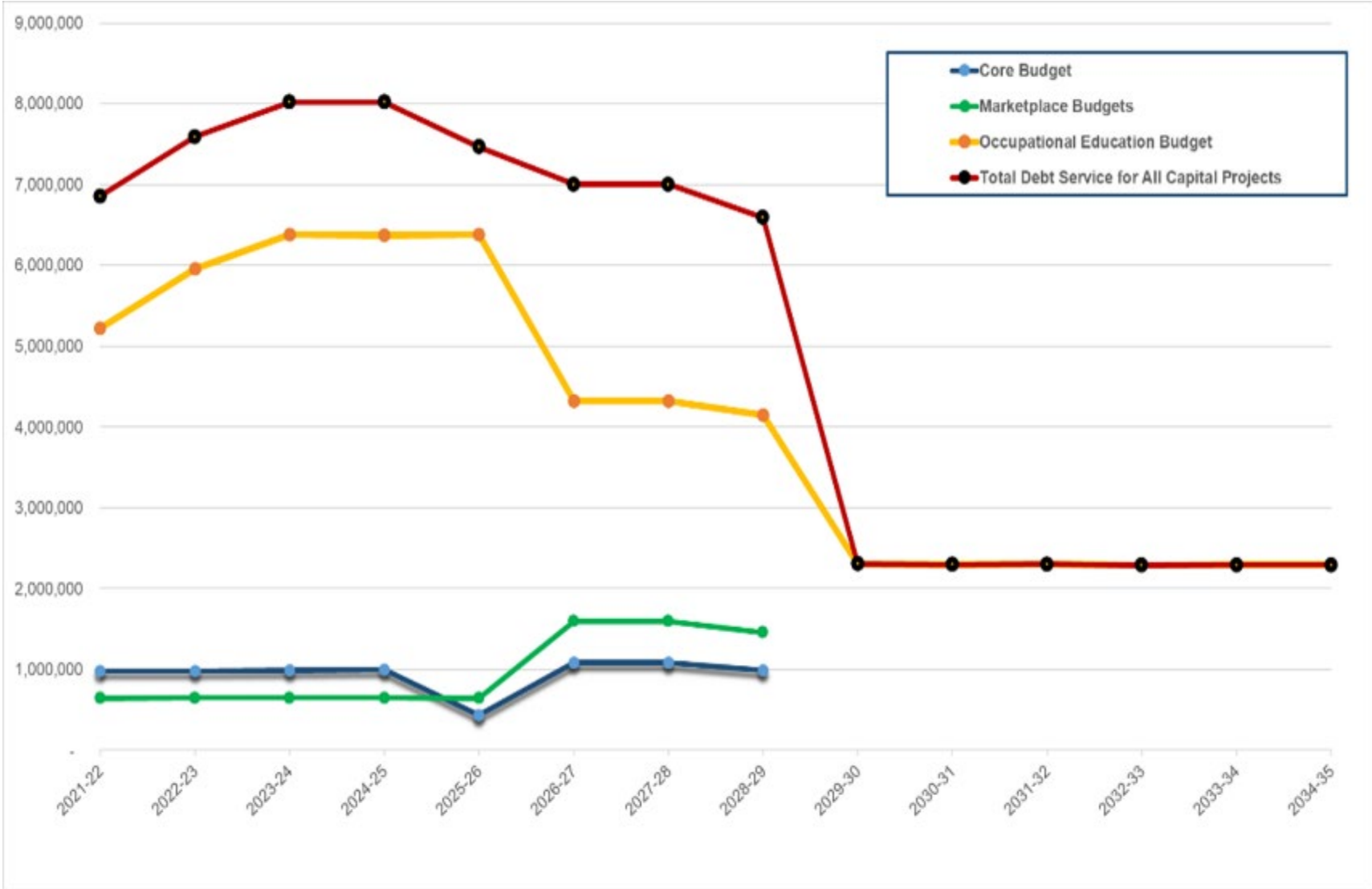


**Summary of Capital Improvement Projects and Debt Service Obligations on CCIU Budgets**

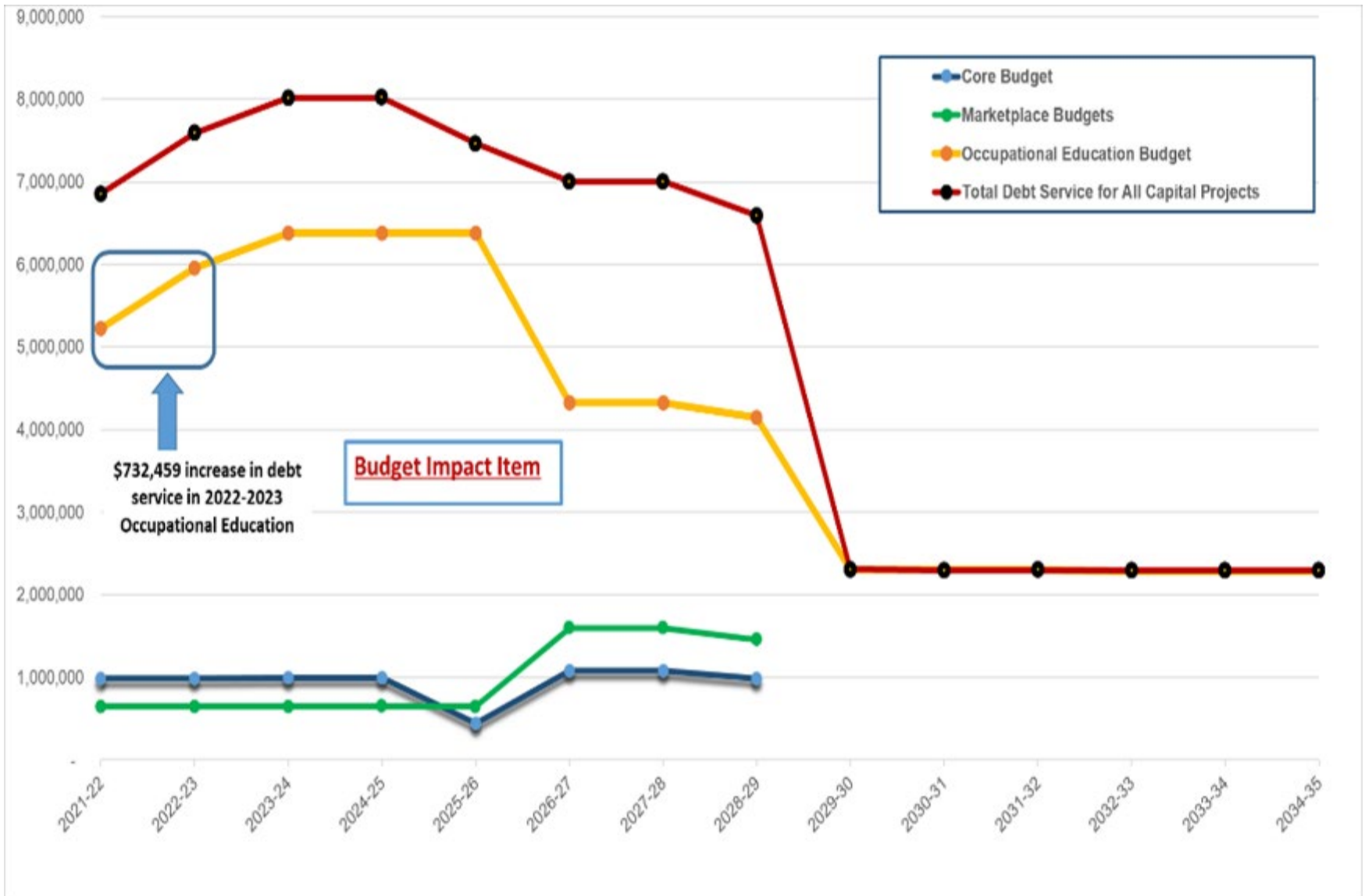
<b><u>Overview of Bond Issues and PlanCon Reimbursement for Capital Projects</u></b>					
<b>Year</b>	<b>Projects</b>	<b>Original Bond Issue Amount</b>	<b>Amount Outstanding 12/31/2021</b>	<b>PlanCon Reimbursement</b>	<b>2022-2023 Debt Service Payments</b>
2003	Educational Service Center	6,960,000	1,985,000	0%	544,813
2014*	TCHS-Pennock's Bridge Construction	39,960,000	14,680,000	15%	3,247,488
2020*	TCHS-Pickering Renovations(Phase I)	9,710,000	7,515,000	22%	278,204
2018	TCHS-Pickering Renovations (Phase II)	7,000,000	6,995,000	8%	820,773
	Brandywine Virtual Academy CDC / Learning Center / Horticulture	11,445,000	11,435,000	0%	1,088,002
2020*	TCHS-Brandywine	23,405,000	16,926,000	13%	1,611,165
	<b>Totals</b>	<b>98,480,000</b>	<b>59,536,000</b>		
	<b>Total 2022-2023 Debt Service Payments</b>				<b>7,590,445</b>

\* Indicates that original Bonds were refinanced at later date.

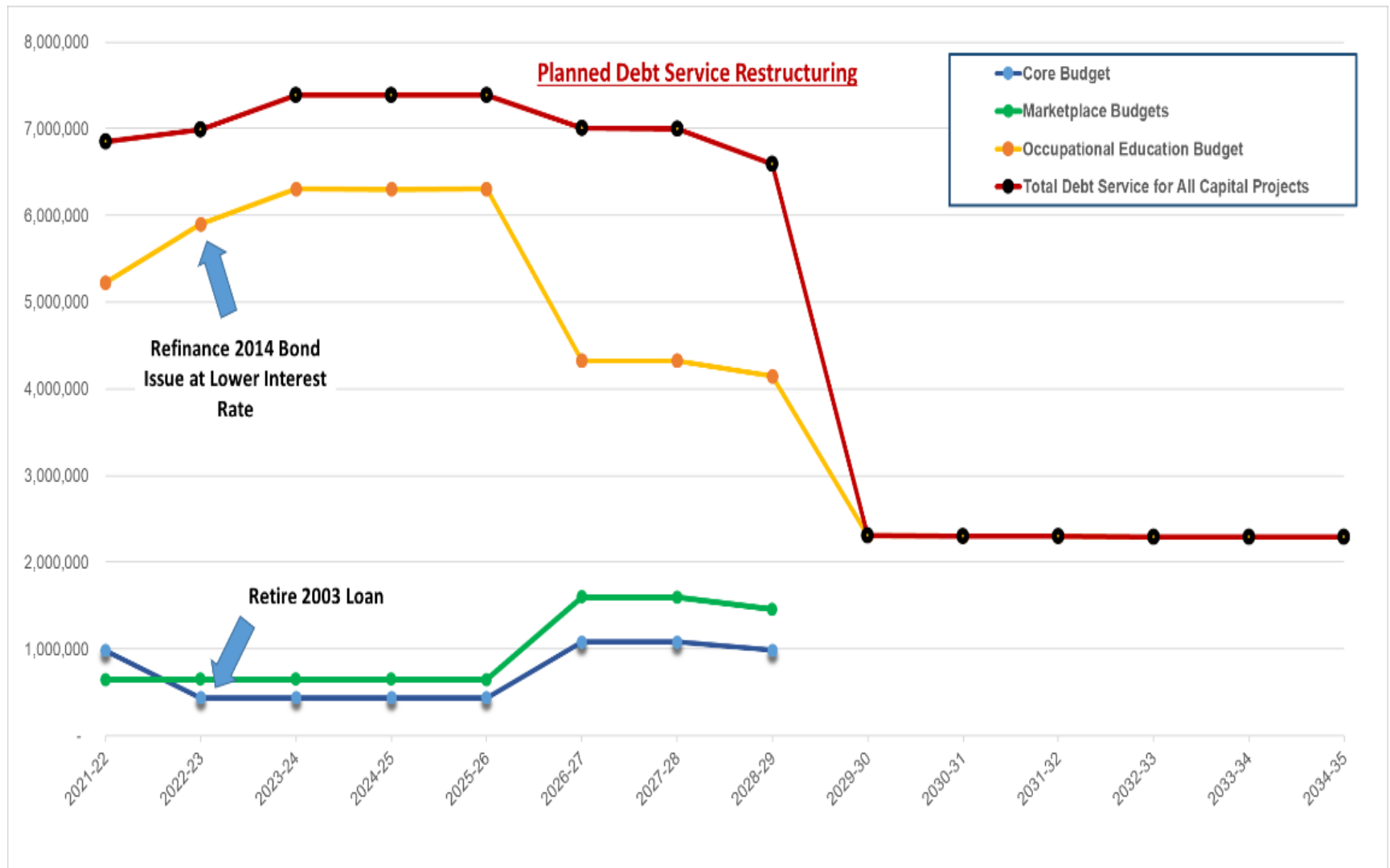
# Impact of the Cost of Capital Improvements and Debt Service Obligations on CCIU Budgets



# Impact of the Cost of Capital Improvements and Debt Service Obligations on CCIU Budgets

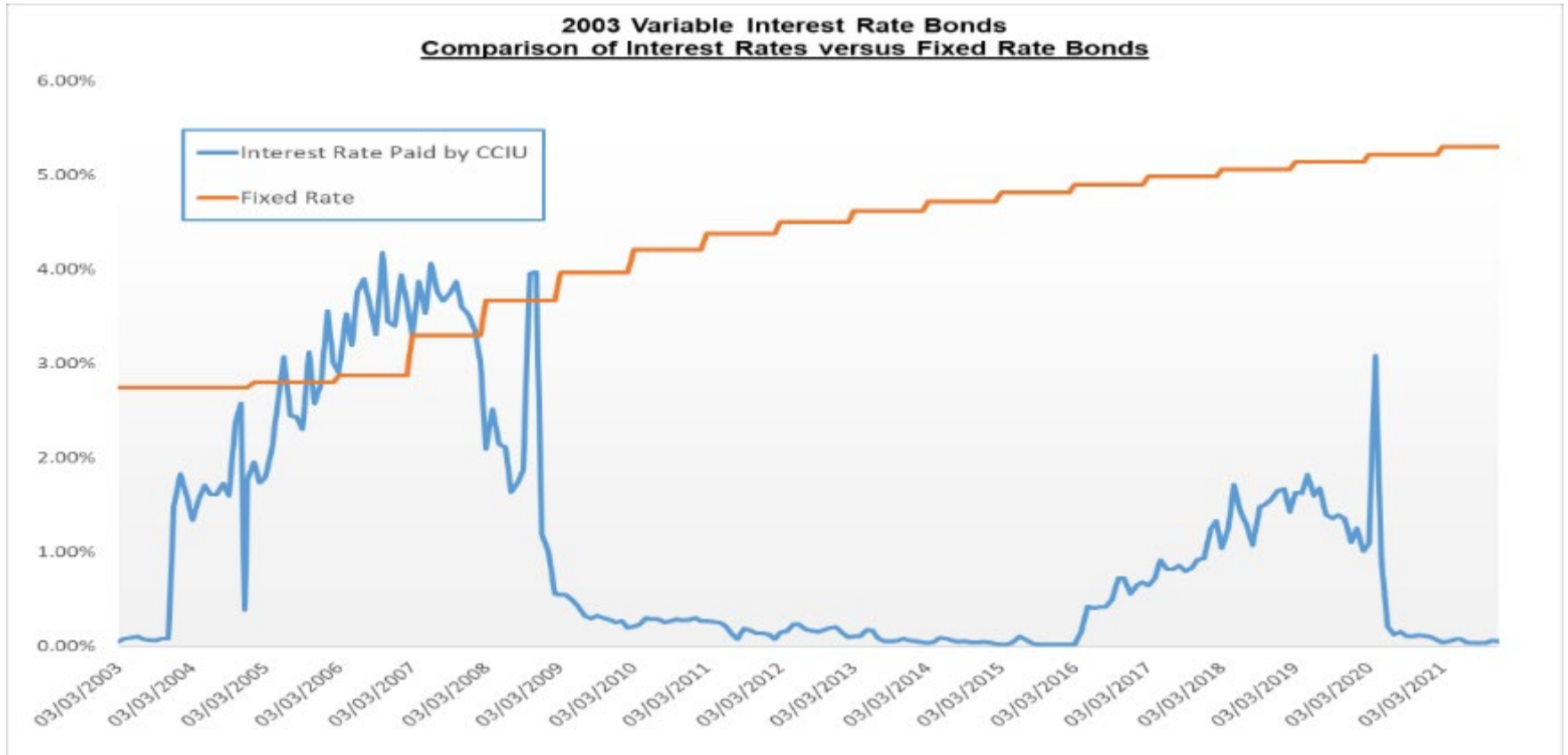


# Impact of the Cost of Capital Improvements and Debt Service Obligations on CCIU Budgets

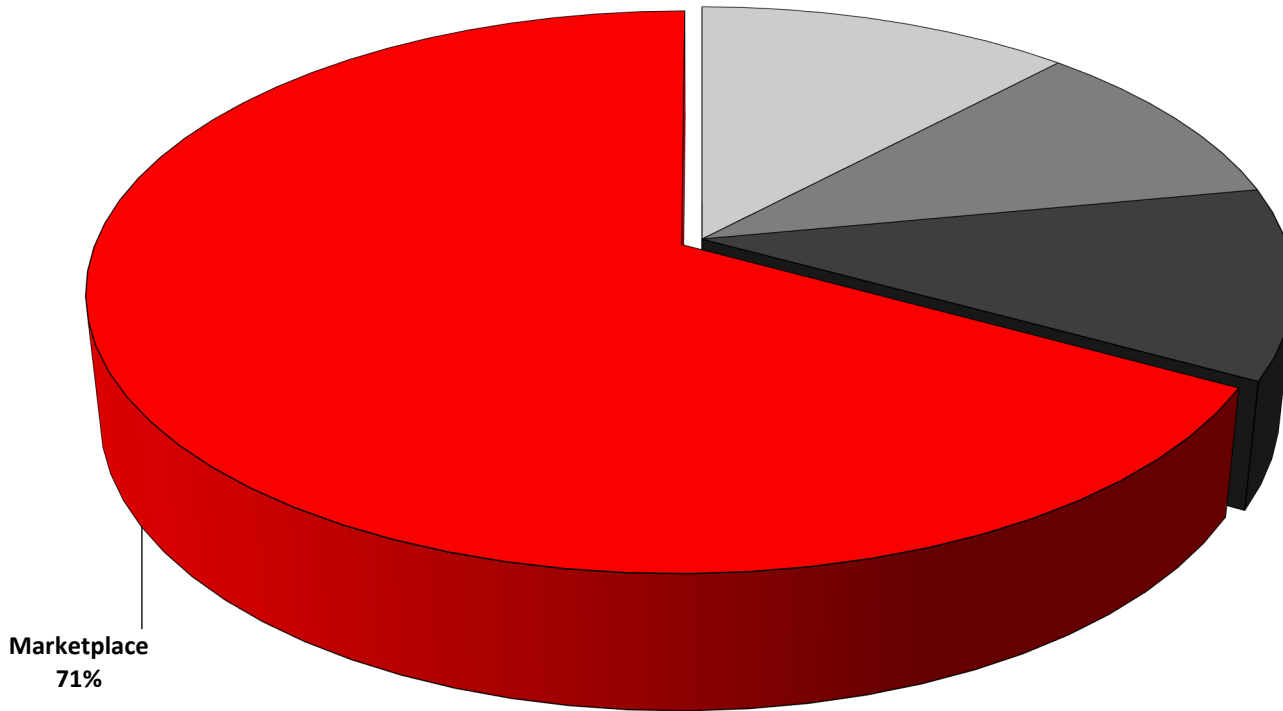




**Impact of the Cost of Capital Improvements and Debt Service Obligations on CCIU Budgets**



**Marketplace Budget**  
**To be Presented March 16, 2022**



**Chester County Intermediate Unit**  
2022-2023 Preliminary Core, Occupational Education, and Categorical Budgets

**Budget Summary Information**

# CONSOLIDATED CORE SERVICES BUDGET SUMMARY

					2022-23 Proposed Core Budgets					2022-23 Proposed Core Budget Totals
	2019-20 Actual Core Totals	2020-21 Actual Core Totals	2021-22 Original Core Budget Totals	2021-22 Projected Core Budget Totals	General Administration	Innovative Educational Services	Information Technology Services	Communications	Building Maintenance Services	
6000 Unassigned/Unrestricted Fund Balance	1,363,149	1,396,306	1,156,129	1,461,702	1,365,864	-	-	-	-	1,365,864
6001 Assigned for Encumbrances	165,882	204,986	-	210,476	-	-	-	-	-	-
6005 Nonspendable for Inventory	6,944	5,802	-	5,915	-	-	-	-	-	-
6006 Nonspendable for Prepaid Expenditures	63,020	60,374	-	47,159	-	-	-	-	-	-
TOTAL BEGINNING BALANCE	1,598,995	1,667,468	1,156,129	1,725,252	1,365,864	-	-	-	-	1,365,864
<b>REVENUE</b>										
<u>Local Revenue</u>										
6500 Interest	80,697	(2,770)	26,671	6,287	8,599	-	-	-	-	8,599
6910 Rentals	61,188	39,343	73,000	22,250	-	-	-	-	63,200	63,200
6920 Donations from Private Sources	-	136,952	-	-	-	-	-	-	-	-
6944 Receipts from Other LEAs in PA	189,938	51,148	266,728	80,965	2,790	35,300	35,878	-	7,500	81,468
6947 IU Member Districts-Core Membership Fee	603,727	603,727	603,727	603,727	-	603,727	-	-	-	603,727
6948 IU Member Districts-Purchases	1,349,949	1,283,371	1,473,395	1,718,951	12,709	68,039	4,250	11,000	1,914,872	2,010,870
6970 Services Provided Other Funds	3,881,985	4,440,273	4,345,655	6,723,754	613,019	400,000	1,487,447	200,000	2,197,802	4,898,268
6980 Revenue From Community Services	391,139	244,096	449,281	244,697	98,400	60,400	37,071	7,000	45,980	248,851
6990 Miscellaneous	2,833,315	2,763,430	3,362,787	1,859,173	1,554,620	357,600	-	-	-	1,912,220
9320 Special Revenue Fund Trf (Spec Ed, Pre-School Spec Ed & Spec Ed Transp)	3,847,432	3,926,585	4,050,099	5,332,811	5,332,811	-	-	-	-	5,332,811
9710 Operating Trfs from Component Unit (Pract Nursing & Occ Ed)	1,448,233	1,431,892	1,524,520	1,534,681	1,555,535	-	-	-	-	1,555,535
9810 General Fund Intrafund Transfers (Marketplace Pgms & Grants)	11,586,392	13,562,910	12,476,586	13,939,537	6,158,165	2,481,876	2,892,655	2,287,180	-	13,819,876
<u>State Revenue</u>										
7810 Revenue from Social Security Payments	403,348	404,879	414,597	436,861	141,065	97,406	100,466	54,191	53,864	446,992
7820 Revenue from Retirement Payments	1,745,827	1,825,963	1,971,961	1,952,903	672,880	452,370	462,862	254,574	258,007	2,100,693
TOTAL REVENUE	28,423,170	30,711,799	31,039,007	34,456,597	16,150,593	4,556,718	5,020,629	2,813,945	4,541,225	33,083,110
<b>EXPENSES</b>										
100 Salaries	11,234,483	11,209,796	11,464,894	11,892,411	3,923,438	2,645,582	2,706,679	1,489,228	1,500,646	12,265,573
200 Employee Benefits	5,931,572	6,222,555	7,146,365	6,766,267	2,411,138	1,490,800	1,538,194	856,727	913,771	7,210,630
300 Purchased Professional Svcs.	586,566	652,774	609,410	798,353	542,460	34,988	87,257	44,731	12,875	722,311
400 Purchased Property Svcs.	1,933,817	2,409,350	2,126,032	2,516,977	551,585	28,186	169,682	274,634	1,805,387	2,829,474
500 Other Purchased Services	410,553	287,328	377,054	354,433	160,500	74,470	36,829	60,500	43,130	375,429
600 Supplies	1,078,680	960,138	1,296,553	1,184,283	160,929	275,400	471,351	73,600	217,761	1,199,041
700 Equipment	55,764	195,612	105,424	71,720	30,378	-	9,842	-	32,500	72,720
800 Other Objects	169,856	162,466	134,789	152,591	112,443	7,292	795	14,525	6,690	141,745
830 Debt Service Interest	38,354	2,021	50,000	607	-	-	-	-	-	-
900 Other Financing Uses	6,165,527	6,790,026	7,235,739	7,487,531	7,661,711	-	-	-	-	7,661,711
920 Debt Service Principal	436,473	435,000	460,000	1,995,868	-	-	-	-	8,465	8,465
930 Transfer to Program Stabilization	313,052	1,326,950	-	1,594,944	686,291	-	-	-	-	686,291
TOTAL EXPENSES	28,354,697	30,654,016	31,006,260	34,815,985	16,240,873	4,556,718	5,020,629	2,813,945	4,541,225	33,173,390
6000 Unassigned/Unrestricted Fund Balance	1,396,308	1,461,701	1,188,876	1,365,864	1,275,584	-	-	-	-	1,275,584
6001 Assigned for Encumbrances	204,986	210,476	-	-	-	-	-	-	-	-
6005 Nonspendable for Inventory	5,802	5,915	-	-	-	-	-	-	-	-
6006 Nonspendable for Prepaid Expenditures	60,374	47,159	-	-	-	-	-	-	-	-
TOTAL ENDING BALANCE	1,667,468	1,725,251	1,188,876	1,365,864	1,275,584	-	-	-	-	1,275,584

## General Administration

	Actual 2019-20	Actual 2020-21	Original Budget 2021-22	Projected Budget 2021-22	Proposed Budget 2022-23	Amount Change from Proj 2021-22
6000 Unassigned/Unrestricted Fund Balance	1,363,149	1,396,307	1,155,779	1,461,702	1,365,864	(95,838)
6001 Assigned for Encumbrances	6,559	32,217	0	62,928	0	(62,928)
6006 Nonspendable for Prepaid Expenditures	26,839	25,028	0	25,683	0	(25,683)
<b>Total Beginning Fund Balance</b>	<b>1,396,547</b>	<b>1,453,552</b>	<b>1,155,779</b>	<b>1,550,313</b>	<b>1,365,864</b>	<b>(184,449)</b>

<b>Revenue</b>						
6500 Interest	80,697	(2,770)	26,671	6,287	8,599	2,312
6920 Contributions & Donations from Private Sources	0	134,702	0	0	0	0
6944 Receipts from Other LEAs in PA	19,114	(670)	20,121	2,287	2,790	503
6948 Receipts from Member Districts	10,081	9,068	10,612	10,872	12,709	1,837
6970 Services Provided to Other Funds	464,849	524,701	489,335	587,820	613,019	25,199
6980 Revenue from Community Service Activities	108,387	105,917	114,097	98,400	98,400	0
6990 Miscellaneous (VisionQuest and Devereux Fees)	1,710,158	1,529,737	2,176,909	1,501,573	1,554,620	53,047
7810 Revenue from Social Security Payments	143,676	128,161	125,960	132,264	141,065	8,801
7820 Revenue Retirement State Share	585,942	576,234	613,967	598,341	672,880	74,539
9320 Special Revenue Fund Tfr (Spec Ed, PSE & Transp)	3,847,432	3,926,585	4,050,099	5,332,811	5,332,811	0
9710 Operating Tfrs from Practical Nursing & Occ Ed	1,448,233	1,431,892	1,524,520	1,534,681	1,555,535	20,854
9810 Genl Fund Intrafund Tfrs (Marketplace Pgms & Grants)	5,399,393	6,772,884	5,240,847	6,452,006	6,158,165	(293,841)
<b>Total Revenue</b>	<b>13,817,962</b>	<b>15,136,441</b>	<b>14,393,138</b>	<b>16,257,342</b>	<b>16,150,593</b>	<b>(106,749)</b>

<b>Expenditures</b>						
100 Salaries	4,070,924	3,587,811	3,568,455	3,639,309	3,923,438	284,129
200 Benefits	2,007,790	2,013,192	2,257,291	2,160,504	2,411,138	250,634
300 Purchased Professional Services	421,005	404,722	445,870	571,960	542,460	(29,500)
400 Purchased Property Services	390,416	522,307	415,943	532,745	551,585	18,840
500 Other Purchased Services	136,226	102,005	129,641	155,477	160,500	5,023
600 Supplies	95,677	70,123	146,217	157,417	160,929	3,512
700 Property	38,919	137,555	45,224	30,378	30,378	0
800 Other Objects	121,421	84,989	116,011	111,526	112,443	917
900 Other Financing Uses	6,165,527	6,790,026	7,235,739	7,487,531	7,661,711	174,180
930 Transfer to Program Stabilization	313,052	1,326,950	0	1,594,944	686,291	(908,653)
<b>Total Expenditures</b>	<b>13,760,957</b>	<b>15,039,680</b>	<b>14,360,391</b>	<b>16,441,791</b>	<b>16,240,873</b>	<b>(200,918)</b>

<b>Fund Balance</b>						
6000 Unassigned/Unrestricted Fund Balance	1,396,307	1,461,702	1,188,526	1,365,864	1,275,584	(90,280)
6001 Assigned for Encumbrances	32,217	62,928	0	0	0	0
6006 Nonspendable for Prepaid Expenditures	25,028	25,683	0	0	0	0
<b>Total Ending Fund Balance</b>	<b>1,453,552</b>	<b>1,550,313</b>	<b>1,188,526</b>	<b>1,365,864</b>	<b>1,275,584</b>	<b>(90,280)</b>

# Innovative Educational Services

	Actual 2019-20	Actual 2020-21	Original Budget 2021-22	Projected Budget 2021-22	Proposed Budget 2022-23	Amount Change from Proj 2021-22
--	-------------------	-------------------	-------------------------------	--------------------------------	-------------------------------	---------------------------------------

<b>Fund Balance</b>						
6000 Unassigned/Unrestricted Fund Balance	0	0	0	0	0	0
6001 Assigned for Encumbrances	7,139	9,296	0	484	0	(484)
6006 Nonspendable for Prepaid Expenditures	25,607	13,557	0	0	0	0
<b>Total Beginning Fund Balance</b>	<b>32,746</b>	<b>22,853</b>	<b>0</b>	<b>484</b>	<b>0</b>	<b>(484)</b>

<b>Revenue</b>						
6920 Contributions & Donations from Private Sources	0	0	0	0	0	0
6944 Receipts from Other LEAs in PA	113,537	28,598	184,479	35,300	35,300	0
6947 Receipts from Member Districts by With.	603,727	603,727	603,727	603,727	603,727	0
6948 Receipts from Member Districts	84,643	67,822	123,725	68,039	68,039	0
6970 Services Provided to Other Funds	320,899	395,783	334,763	400,000	400,000	0
6980 Revenue from Community Service Activities	208,423	58,766	209,833	60,400	60,400	0
6990 Miscellaneous Revenue/Chesconet	283,437	357,601	350,000	357,600	357,600	0
7810 Revenue from Social Security Payments	79,098	84,377	91,165	98,380	97,406	(974)
7820 Revenue Retirement State Share	346,878	376,981	425,630	433,677	452,370	18,693
9810 General Fund Intrafund Transfers	1,659,243	2,125,576	2,246,942	2,517,135	2,481,876	(35,259)
<b>Total Revenue</b>	<b>3,699,885</b>	<b>4,099,231</b>	<b>4,570,264</b>	<b>4,574,258</b>	<b>4,556,718</b>	<b>(17,540)</b>

<b>Expenditures</b>						
100 Salaries	2,161,961	2,314,853	2,485,421	2,644,861	2,645,582	721
200 Benefits	1,158,358	1,248,935	1,535,811	1,449,661	1,490,800	41,139
300 Purchased Professional Services	44,724	76,637	35,248	82,488	34,988	(47,500)
400 Purchased Property Services	24,018	26,907	27,816	28,186	28,186	0
500 Other Purchased Services	80,564	60,380	83,785	74,470	74,470	0
600 Supplies	233,741	359,226	395,550	287,784	275,400	(12,384)
700 Property	0	27,858	0	0	0	0
800 Other Objects	6,412	6,804	6,633	7,292	7,292	0
<b>Total Expenditures</b>	<b>3,709,778</b>	<b>4,121,600</b>	<b>4,570,264</b>	<b>4,574,742</b>	<b>4,556,718</b>	<b>(18,024)</b>

<b>Fund Balance</b>						
6000 Unassigned/Unrestricted Fund Balance	0	0	0	0	0	0
6001 Assigned for Encumbrances	9,296	484	0	0	0	0
6006 Nonspendable for Prepaid Expenditures	13,557	0	0	0	0	0
<b>Total Ending Fund Balance</b>	<b>22,853</b>	<b>484</b>	<b>0</b>	<b>0</b>	<b>0</b>	<b>0</b>

# Information Technology

	Actual 2019-20	Actual 2020-21	Original Budget 2021-22	Projected Budget 2021-22	Proposed Budget 2022-23	Amount Change from Proj 2021-22
--	-------------------	-------------------	-------------------------------	--------------------------------	-------------------------------	---------------------------------------

<b>Fund Balance</b>						
6000 Unassigned/Unrestricted Fund Balance	0	0	0	0	0	0
6001 Assigned for Encumbrances	34,359	20,881	0	25,743	0	(25,743)
6005 Nonspendable for Inventory	6,944	5,802	0	5,915	0	(5,915)
6006 Nonspendable for Prepaid Expenditures	6,774	7,872	0	21,476	0	(21,476)
<b>Total Beginning Fund Balance</b>	<b>48,077</b>	<b>34,555</b>	<b>0</b>	<b>53,134</b>	<b>0</b>	<b>(53,134)</b>

<b>Revenue</b>						
6944 Receipts from Other LEAs in PA	34,549	15,925	35,878	35,878	35,878	0
6948 Receipts from Member Districts	15,350	3,850	28,978	4,250	4,250	0
6970 Services Provided to Other Funds	1,129,659	1,312,045	1,242,609	1,420,879	1,487,447	66,568
6980 Revenue from Community Service Activities	26,311	36,446	28,934	37,071	37,071	0
6990 Miscellaneous Revenue	624	39,434	0	0	0	0
7810 Revenue from Social Security Payments	84,809	92,570	93,168	98,763	100,466	1,703
7820 Revenue Retirement State Share	379,248	413,158	434,386	435,652	462,862	27,210
9810 General Fund Intrafund Transfers	2,632,600	2,590,977	2,916,037	2,803,780	2,892,655	88,875
<b>Total Revenue</b>	<b>4,303,150</b>	<b>4,504,405</b>	<b>4,779,990</b>	<b>4,836,273</b>	<b>5,020,629</b>	<b>184,356</b>

<b>Expenditures</b>						
100 Salaries	2,349,271	2,548,055	2,517,702	2,656,594	2,706,679	50,085
200 Benefits	1,230,945	1,339,296	1,503,408	1,460,901	1,538,194	77,293
300 Purchased Professional Services	64,478	102,020	66,636	86,791	87,257	466
400 Purchased Property Services	179,353	156,645	194,094	169,682	169,682	0
500 Other Purchased Services	42,700	36,189	37,753	34,556	36,829	2,273
600 Supplies	439,699	279,741	449,702	470,246	471,351	1,105
700 Property	9,775	23,132	10,200	9,842	9,842	0
800 Other Objects	451	748	495	795	795	0
<b>Total Expenditures</b>	<b>4,316,672</b>	<b>4,485,826</b>	<b>4,779,990</b>	<b>4,889,407</b>	<b>5,020,629</b>	<b>131,222</b>

<b>Fund Balance</b>						
6000 Unassigned/Unrestricted Fund Balance	0	0	0	0	0	0
6001 Assigned for Encumbrances	20,881	25,743	0	0	0	0
6005 Nonspendable for Inventory	5,802	5,915	0	0	0	0
6006 Nonspendable for Prepaid Expenditures	7,872	21,476	0	0	0	0
<b>Total Ending Fund Balance</b>	<b>34,555</b>	<b>53,134</b>	<b>0</b>	<b>0</b>	<b>0</b>	<b>0</b>

# Communications

	Actual 2019-20	Actual 2020-21	Original Budget 2021-22	Projected Budget 2021-22	Proposed Budget 2022-23	Amount Change from Proj 2021-22
--	-------------------	-------------------	-------------------------------	--------------------------------	-------------------------------	---------------------------------------

<b>Fund Balance</b>						
6000 Unassigned/Unrestricted Fund Balance	0	0	0	0	0	0
6001 Assigned for Encumbrances	37,494	75,235	0	55,194	0	(55,194)
6006 Nonspendable for Prepaid Expenditures	3,800	13,917	0	0	0	0
6005 Nonspendable for Inventory	0	0	0	0	0	0
<b>Total Beginning Fund Balance</b>	<b>41,294</b>	<b>89,152</b>	<b>0</b>	<b>55,194</b>	<b>0</b>	<b>(55,194)</b>

<b>Revenue</b>						
6944 Receipts from Other LEAs in PA	0	250	0	0	0	0
6948 Receipts from Member Districts	13,009	11,186	13,747	11,000	11,000	0
6970 Services Provided to Other Funds	431,030	190,965	455,504	200,000	200,000	0
6980 Revenue from Community Service Activities	18,582	6,718	19,637	7,000	7,000	0
7810 Revenue from Social Security Payments	47,475	50,488	51,913	53,487	54,191	704
7820 Revenue Retirement State Share	211,428	228,214	246,263	239,542	254,574	15,032
9810 General Fund Intrafund Transfers	1,895,157	2,073,473	2,072,760	2,166,616	2,287,180	120,564
<b>Total Revenue</b>	<b>2,616,681</b>	<b>2,561,294</b>	<b>2,859,824</b>	<b>2,677,645</b>	<b>2,813,945</b>	<b>136,300</b>

<b>Expenditures</b>						
100 Salaries	1,292,727	1,367,209	1,434,240	1,461,374	1,489,228	27,854
200 Benefits	755,983	814,069	896,385	814,640	856,727	42,087
300 Purchased Professional Services	40,308	49,279	48,275	44,472	44,731	259
400 Purchased Property Services	257,887	235,742	271,465	272,428	274,634	2,206
500 Other Purchased Services	108,159	43,224	86,300	46,800	60,500	13,700
600 Supplies	101,266	72,089	114,034	78,600	73,600	(5,000)
800 Other Objects	12,493	13,640	9,125	14,525	14,525	0
<b>Total Expenditures</b>	<b>2,568,823</b>	<b>2,595,252</b>	<b>2,859,824</b>	<b>2,732,839</b>	<b>2,813,945</b>	<b>81,106</b>

<b>Fund Balance</b>						
6000 Unassigned/Unrestricted Fund Balance	0	0	0	0	0	0
6001 Assigned for Encumbrances	75,235	55,194	0	0	0	0
6006 Nonspendable for Prepaid Expenditures	13,917	0	0	0	0	0
<b>Total Ending Fund Balance</b>	<b>89,152</b>	<b>55,194</b>	<b>0</b>	<b>0</b>	<b>0</b>	<b>0</b>



## Building Maintenance Services

	Actual 2019-20	Actual 2020-21	Original Budget 2021-22	Projected Budget 2021-22	Proposed Budget 2022-23	Amount Change from Proj 2021-22
--	-------------------	-------------------	-------------------------------	--------------------------------	-------------------------------	---------------------------------------

<b>Fund Balance</b>						
6000 Unassigned/Unrestricted Fund Balance	0	0	0	0	0	0
6001 Assigned for Encumbrances	80,331	67,357	0	66,127	0	(66,127)
6006 Nonspendable for Prepaid Expenditures	0	0	0	0	0	0
<b>Total Beginning Fund Balance</b>	80,331	67,357	0	66,127	0	(66,127)

<b>Revenue</b>						
6910 Rentals Revenue	4,731	25,494	18,000	8,500	18,000	9,500
6911 Revenue - Catering (Boot Road)	56,457	13,849	55,000	13,750	45,200	31,450
6920 Contributions & Donations from Private Sources	0	2,250	0	0	0	0
6944 Receipts from Other LEAs in PA	22,738	7,045	26,250	7,500	7,500	0
6948 Receipts from Member Districts	1,226,866	1,191,445	1,296,333	1,624,790	1,914,872	290,082
6970 Services Provided to Other Funds	1,535,548	2,016,779	1,823,444	4,115,055	2,197,802	(1,917,253)
6980 Revenue from Community Service Activities	29,436	36,249	76,780	41,826	45,980	4,154
6990 Miscellaneous Revenue	839,096	836,658	835,878	0	0	0
7810 Revenue from Social Security Payments	48,290	49,283	52,391	53,967	53,864	(103)
7820 Revenue Retirement State Share	222,331	231,376	251,715	245,691	258,007	12,316
<b>Total Revenue</b>	3,985,493	4,410,428	4,435,791	6,111,079	4,541,225	(1,569,854)

<b>Expenditures</b>						
100 Salaries	1,359,600	1,391,868	1,459,076	1,490,273	1,500,646	10,373
200 Benefits	778,496	807,063	953,470	880,561	913,771	33,210
300 Purchased Professional Services	16,051	20,116	13,381	12,642	12,875	233
400 Purchased Property Services	1,082,143	1,467,749	1,216,714	1,513,936	1,805,387	291,451
500 Other Purchased Services	42,904	45,530	39,575	43,130	43,130	0
600 Supplies	208,297	178,959	191,050	190,236	217,761	27,525
700 Property	7,070	7,067	50,000	31,500	32,500	1,000
800 Other Objects	29,079	56,285	2,525	18,453	6,690	(11,763)
830 Debt Service Interest	38,354	2,021	50,000	607	0	(607)
920 Debt Service Principal	436,473	435,000	460,000	1,995,868	8,465	(1,987,403)
<b>Total Expenditures</b>	3,998,467	4,411,658	4,435,791	6,177,206	4,541,225	(1,635,981)

<b>Fund Balance</b>						
6000 Unassigned/Unrestricted Fund Balance	0	0	0	0	0	0
6001 Assigned for Encumbrances	67,357	66,127	0	0	0	0
<b>Total Ending Fund Balance</b>	67,357	66,127	0	0	0	0

## Occupational Education

	Actual 2019-20	Actual 2020-21	Original Budget 2021-22	Projected Budget 2021-22	Proposed Budget 2022-23	Amount Change from Proj 2021-22
<b>Fund Balance</b>						
6000 Unassigned/Unrestricted Fund Balance	-	-	1,331,760	-	5,358,920	5,358,920
6001 Assigned for Encumbrances	138,851	196,352	-	234,248	-	(234,248)
6002 Assigned Fund Balance	55,861	50,179	-	50,179	-	(50,179)
6006 NonSpendable for Prepaid Expenditures	8,500	6,664	-	17,049	-	(17,049)
<b>Total Beginning Fund Balance</b>	<b>203,212</b>	<b>253,195</b>	<b>1,331,760</b>	<b>301,476</b>	<b>5,358,920</b>	<b>5,057,444</b>

<b>Revenue</b>						
6500 Interest Income	40,049	866	40,049	596	596	-
6700 Revenue - Students Activities	-	-	190,000	205,000	205,000	-
6910 Revenue - Rentals	385,096	537,800	521,780	521,780	521,780	-
6920 Revenue - Donations	-	2,000	-	-	-	-
6940 Revenue - Private Sources	2,885	-	2,800	2,800	2,800	-
6944 Receipts from Other LEAs in PA	1,292,931	1,392,682	1,424,364	1,497,066	1,530,862	33,796
6946 Receipts from Member Districts-AVTS	20,917,985	20,418,470	20,381,376	20,381,376	20,684,552	303,176
6948 Receipts from Member Districts-Academic Tuition	1,795,726	734,173	788,702	777,777	803,081	25,304
6948 Receipts from Member Districts-PLANCON	-	871,395	655,123	1,029,430	1,174,444	145,014
6948 Receipts from Member Districts-Retroactive PLANCON	-	-	-	4,438,420	-	(4,438,420)
6948 Receipts from Member Districts-Shared Resources	-	-	-	235,456	238,858	3,402
6970 Services Provided Other Funds	33,300	15,836	-	-	-	-
6980 Revenue - Community Service (CCRES)	798,020	790,096	782,184	805,776	805,776	-
6981 DCCC Capital Contribution	927,273	927,273	-	-	-	-
6990 Miscellaneous Revenue	5,001	14,055	33,780	-	3,448	3,448
7220 Vocational Education Subsidy	1,872,703	1,897,591	1,718,164	1,831,331	1,831,177	(154)
7810 Revenue from Social Security Payments	374,387	373,729	404,249	398,029	406,974	8,945
7820 Revenue from Retirement Payments	1,732,336	1,770,987	1,890,990	1,763,041	1,886,595	123,554
9290 Proceeds from Capital Leases	0	-	-	-	-	-
<b>Total Revenue</b>	<b>30,177,692</b>	<b>29,746,953</b>	<b>28,833,561</b>	<b>33,887,878</b>	<b>30,095,943</b>	<b>(3,791,935)</b>

<b>Expenditures</b>						
100 Salaries	10,384,131	10,670,768	10,891,734	10,642,275	10,922,161	279,886
200 Employee Benefits	6,291,787	6,338,502	7,217,263	6,647,515	7,101,425	453,910
300 Purchased Professional Services	371,968	249,635	362,772	331,068	365,946	34,878
400 Purchased Property Services	3,015,511	2,956,887	2,661,181	3,097,064	3,107,230	10,166
440 Rental Reimbursement - TCHS Pennocks Bridge	3,247,988	3,246,988	3,248,488	3,248,488	3,247,488	(1,000)
440 Rental Reimbursement - TCHS Brandywine	1,677,094	1,064,174	1,151,776	1,151,776	1,763,867	612,091
440 Rental Reimbursement - TCHS Pickering	977,114	975,914	824,907	824,907	946,275	121,368
500 Other Purchased Services	550,976	369,515	599,467	424,212	424,212	-
600 Supplies	712,300	594,302	736,853	759,405	759,405	-
700 Property	255,421	38,476	89,486	42,138	16,500	(25,638)
800 Other Objects	77,645	81,587	279,546	295,440	295,440	-
900 Other Financing Uses	1,306,443	1,278,634	1,396,798	1,366,146	1,411,340	45,194
940 Transfer to Primary Government	1,259,331	1,833,290	-	-	-	-
<b>Total Expenditures</b>	<b>30,127,709</b>	<b>29,698,672</b>	<b>29,460,271</b>	<b>28,830,434</b>	<b>30,361,289</b>	<b>1,530,855</b>

<b>Fund Balance</b>						
6000 Unassigned/Unrestricted Fund Balance	-	-	705,050	5,358,920	5,093,574	(265,346)
6001 Assigned for Encumbrances	196,352	234,248	-	-	-	-
6002 Assigned Fund Balance	50,179	50,179	-	-	-	-
6006 NonSpendable for Prepaid Expenditures	6,664	17,049	-	-	-	-
<b>Total Ending Fund Balance</b>	<b>253,195</b>	<b>301,476</b>	<b>705,050</b>	<b>5,358,920</b>	<b>5,093,574</b>	<b>(265,346)</b>

## Occupational Education

	Actual 2019-20	Actual 2020-21	Original Budget 2021-22	Projected Budget 2021-22	Proposed Budget 2022-23	Amount Change from Projected 2021-22
--	-------------------	-------------------	----------------------------	-----------------------------	-------------------------------	---

### Administrative

100	Salaries	695,814	869,183	866,241	852,539	878,745	26,206
200	Employee Benefits	217,122	265,539	329,984	268,403	399,806	131,403
300	Purchased Professional Services	5,673	7,516	5,427	7,626	7,742	116
400	Purchased Property Services	3,524	5,643	4,095	6,125	6,421	297
500	Other Purchased Services	96,727	50,111	104,312	21,768	21,768	0
600	Supplies	11,633	9,675	8,410	11,310	11,310	0
700	Property	25,638	25,638	25,638	25,638	0	(25,638)
800	Other Objects	2,285	3,588	3,762	3,750	3,750	0
900	Other Financing Uses	1,329,882	1,908,270	107,372	103,629	111,573	7,944
<b>Total Expenditures</b>		<b>2,388,298</b>	<b>3,145,163</b>	<b>1,455,241</b>	<b>1,300,788</b>	<b>1,441,115</b>	<b>140,328</b>

### TCHS - Pennocks Bridge

100	Salaries	3,299,044	3,316,379	3,378,604	3,356,418	3,473,572	117,154
200	Employee Benefits	2,082,635	2,085,577	2,310,494	2,223,321	2,333,257	109,936
300	Purchased Professional Services	142,963	103,134	135,009	121,173	132,784	11,611
400	Purchased Property Services	811,292	829,874	657,789	905,843	909,202	3,359
440	Rental Reimbursement-TCHS	3,247,988	3,246,988	3,248,488	3,248,488	3,247,488	(1,000)
500	Other Purchased Services	168,270	112,679	152,089	135,673	135,673	0
600	Supplies	287,149	299,768	298,448	300,332	300,332	0
700	Property	116,430	6,170	30,219	10,000	10,000	0
800	Other Objects	23,978	19,867	51,872	56,969	56,969	0
900	Other Financing Uses	415,906	406,407	420,871	426,584	441,107	14,523
<b>Total Expenditures</b>		<b>10,595,655</b>	<b>10,426,843</b>	<b>10,683,883</b>	<b>10,784,801</b>	<b>11,040,384</b>	<b>255,583</b>

## Occupational Education

	Actual 2019-20	Actual 2020-21	Original Budget 2021-22	Projected Budget 2021-22	Proposed Budget 2022-23	Amount Change from Projected 2021-22
--	-------------------	-------------------	----------------------------	-----------------------------	-------------------------------	---

### TCHS - Brandywine

100 Salaries	3,321,311	3,439,320	3,530,078	3,446,099	3,587,851	141,752
200 Employee Benefits	2,134,794	2,136,673	2,444,330	2,235,422	2,357,053	121,631
300 Purchased Professional Services	114,064	70,106	112,295	99,573	111,197	11,624
400 Purchased Property Services	1,496,261	1,511,830	1,518,468	1,517,937	1,521,850	3,913
440 Rental Reimbursement-TCHS	1,677,094	1,064,174	1,151,776	1,151,776	1,763,867	612,091
500 Other Purchased Services	128,137	76,614	168,090	108,818	108,818	0
600 Supplies	198,987	135,798	194,725	183,693	183,693	0
700 Property	41,647	0	16,575	0	0	0
800 Other Objects	25,006	27,928	115,752	119,030	119,030	0
900 Other Financing Uses	447,612	443,783	486,019	462,634	479,370	16,736
<b>Total Expenditures</b>	<b>9,584,913</b>	<b>8,906,226</b>	<b>9,738,108</b>	<b>9,324,982</b>	<b>10,232,729</b>	<b>907,747</b>

### TCHS - Pickering

100 Salaries	3,067,962	3,045,886	3,116,811	2,987,219	2,981,993	(5,226)
200 Employee Benefits	1,857,236	1,850,713	2,132,455	1,920,369	2,011,309	90,940
300 Purchased Professional Services	109,269	68,879	110,041	102,696	114,223	11,527
400 Purchased Property Services	704,434	609,540	480,829	667,159	669,757	2,598
440 Rental Reimbursement - TCHS	977,114	975,914	824,907	824,907	946,275	121,368
500 Other Purchased Services	157,841	130,111	174,976	157,953	157,953	0
600 Supplies	214,531	149,061	235,270	264,070	264,070	0
700 Property	71,706	6,668	17,054	6,500	6,500	0
800 Other Objects	26,376	30,204	108,160	115,691	115,691	0
900 Other Financing Uses	372,374	353,464	382,536	373,299	379,290	5,991
<b>Total Expenditures</b>	<b>7,558,843</b>	<b>7,220,440</b>	<b>7,583,039</b>	<b>7,419,863</b>	<b>7,647,061</b>	<b>227,198</b>

<b>Total Occupational Education Expenditures</b>	<b>30,127,709</b>	<b>29,698,672</b>	<b>29,460,271</b>	<b>28,830,434</b>	<b>30,361,289</b>	<b>1,530,855</b>
--	-------------------	-------------------	-------------------	-------------------	-------------------	------------------

## CONSOLIDATED CATEGORICAL BUDGET SUMMARY

		Actual 2019-20	Actual 2020-21	Original Budget 2021-22	Revised Budget 2021-22	Proposed Budget 2022-23
<b>Total Beginning Fund Balance</b>		\$479	\$6,218	\$0	\$3,354	\$0
<b>Revenue</b>						
6000	Local Revenue	17,426	2,917	17,426	167	167
7000	State Revenue	6,181,009	6,275,889	5,842,973	6,004,944	6,070,844
8000	Federal Revenue	17,178,984	18,544,073	18,520,286	34,018,529	29,505,531
	Other Revenue					
	Chester County School District Sales	226,951	286,812	276,204	322,956	322,956
	Out-of-County School District Sales	11,080	700	3,490	3,461	3,461
	<b>Total Revenue</b>	\$23,615,450	\$25,110,391	\$24,660,379	\$40,350,057	\$35,902,959
<b>Expenditures</b>						
077	Chester County Consortium - Carl D. Perkins Plan	786,212	879,341	894,415	836,479	836,479
299	COVID 19 - Non-Public School Health & Safety	0	374,490	384,986	0	0
811	GEER II Emergency Assistance - Non-Public Schools	0	0	0	10,623,647	10,623,647
005	Glen Mills School	702,179	259,168	0	0	0
036	IDEA Component I Section 611	1,591,484	1,578,812	1,578,812	1,853,280	1,491,052
039	IDEA Section 619	192,876	200,234	200,234	360,733	213,104
035	Individuals with Disabilities Education Act (IDEA)	14,984,183	15,901,360	15,846,934	20,938,069	16,868,200
040	Non-Public Administration and Program	5,041,485	5,525,478	5,377,759	5,346,056	5,475,330
294	Non-Public Safety Grant	160,519	224,213	207,420	216,783	216,783
296	Non-Public Schools - CARES	1,608	45,283	0	0	0
065	Title II, Part A	128,478	107,727	145,403	145,403	145,403
279	Title IV	20,687	17,149	24,416	32,961	32,961
	<b>Total Expenditures</b>	\$23,609,711	\$25,113,255	\$24,660,379	\$40,353,411	\$35,902,959
<b>Total Ending Fund Balance</b>		\$6,218	\$3,354	\$0	\$0	\$0

# Chester County Consortium - Carl D. Perkins Plan

Actual 2019-20	Actual 2020-21	Original Budget 2021-22	Revised Budget 2021-22	Proposed Budget 2022-23
-------------------	-------------------	-------------------------------	------------------------------	-------------------------------

<b>Fund Balance</b>				
6000 Unassigned/Unrestricted Fund Balance	0	0	0	0
<b>Total Beginning Fund Balance</b>	<b>0</b>	<b>0</b>	<b>0</b>	<b>0</b>

<b>Revenue</b>				
7820 Revenue Retirement State Share	55,052	49,031	59,348	62,035
8520 Revenue - Perkins Funds	731,160	830,310	835,067	774,444
<b>Total Revenue</b>	<b>786,212</b>	<b>879,341</b>	<b>894,415</b>	<b>836,479</b>

<b>Expenditures</b>				
100 Salaries	337,644	304,333	351,146	328,138
200 Benefits	242,896	207,937	282,329	280,523
300 Purchased Professional Services	26,763	71,846	66,949	89,203
400 Purchased Property Services	12,586	25,681	0	0
500 Other Purchased Services	38,217	5,778	41,875	20,800
600 Supplies	62,631	140,957	97,878	63,120
700 Property	30,986	86,677	15,197	17,816
800 Other Objects	0	0	0	0
900 Other Financing Uses	34,489	36,132	39,041	36,879
<b>Total Expenditures</b>	<b>786,212</b>	<b>879,341</b>	<b>894,415</b>	<b>836,479</b>

<b>Fund Balance</b>				
6000 Unassigned/Unrestricted Fund Balance	0	0	0	0
<b>Total Ending Fund Balance</b>	<b>0</b>	<b>0</b>	<b>0</b>	<b>0</b>

## COVID-19 - Non-Public School Health & Safety

Actual 2019-20	Actual 2020-21	Original Budget 2021-22	Revised Budget 2021-22	Proposed Budget 2022-23
-------------------	-------------------	-------------------------------	------------------------------	-------------------------------

<b>Fund Balance</b>				
6000 Unassigned/Unrestricted Fund Balance	0	0	0	0
<b>Total Beginning Fund Balance</b>	0	0	0	0

<b>Revenue</b>				
8749 Other CARES Act Funding	0	374,490	384,986	0
<b>Total Revenue</b>	0	374,490	384,986	0

<b>Expenditures</b>				
600 Supplies	0	374,319	384,815	0
900 Other Financing Uses	0	171	171	0
<b>Total Expenditures</b>	0	374,490	384,986	0

<b>Fund Balance</b>				
6000 Unassigned/Unrestricted Fund Balance	0	0	0	0
<b>Total Ending Fund Balance</b>	0	0	0	0

# GEERS II Emergency Assistance to Non-Public School

	Actual 2019-20	Actual 2020-21	Original Budget 2021-22	Revised Budget 2021-22	Proposed Budget 2022-23
--	-------------------	-------------------	-------------------------------	------------------------------	-------------------------------

<b>Fund Balance</b>					
6000 Unassigned/Unrestricted Fund Balance	0	0	0	0	0
<b>Total Beginning Fund Balance</b>	0	0	0	0	0

<b>Revenue</b>					
8745 GEER II-Govs Emergency Relief Fund	0	0	0	10,513,998	10,513,998
7820 Revenue Retirement State Share	0	0	0	109,649	109,649
<b>Total Revenue</b>	0	0	0	10,623,647	10,623,647

<b>Expenditures</b>					
100 Salaries	0	0	0	627,847	627,847
200 Employee Benefits	0	0	0	486,211	486,211
300 Purchased Professional Services	0	0	0	371,769	371,769
400 Purchased Property Services	0	0	0	13,441	13,441
500 Other Purchased Services	0	0	0	3,954,668	3,954,668
600 Supplies	0	0	0	5,036,961	5,036,961
900 Other Financing Uses	0	0	0	132,750	132,750
<b>Total Expenditures</b>	0	0	0	10,623,647	10,623,647

<b>Fund Balance</b>					
6000 Unassigned/Unrestricted Fund Balance	0	0	0	0	0
<b>Total Ending Fund Balance</b>	0	0	0	0	0



# Glen Mills School

	Actual 2019-20	Actual 2020-21	Original Budget 2021-22	Revised Budget 2021-22	Proposed Budget 2022-23
--	-------------------	-------------------	-------------------------------	------------------------------	-------------------------------

<b>Fund Balance</b>					
6000	Unassigned/Unrestricted Fund Balance	0	0	0	0
<b>Total Beginning Fund Balance</b>		0	0	0	0

<b>Revenue</b>					
7299	Revenue-Glen Mills School	702,179	259,168	0	0
<b>Total Revenue</b>		702,179	259,168	0	0

<b>Expenditures</b>					
800	Other Objects	702,179	259,168	0	0
<b>Total Expenditures</b>		702,179	259,168	0	0

<b>Fund Balance</b>					
6000	Unassigned/Unrestricted Fund Balance	0	0	0	0
<b>Total Ending Fund Balance</b>		0	0	0	0

## IDEA Component I Section 611 Grant

	Actual 2019-20	Actual 2020-21	Original Budget 2021-22	Revised Budget 2021-22	Proposed Budget 2022-23
--	-------------------	-------------------	-------------------------------	------------------------------	-------------------------------

<b>Fund Balance</b>					
6000 Unassigned/Unrestricted Fund Balance	0	0	0	0	0
<b>Total Beginning Fund Balance</b>	0	0	0	0	0

<b>Revenue</b>					
8512 IDEA Revenue	1,591,484	1,578,812	1,578,812	1,491,052	1,491,052
8746 ARP EI IDEA 619	0	0	0	362,228	0
<b>Total Revenue</b>	1,591,484	1,578,812	1,578,812	1,853,280	1,491,052

<b>Expenditures</b>					
300 Purchased Professional Services	1,350,030	1,327,643	1,327,643	1,235,744	1,235,744
400 Purchased Property Services	123,566	134,220	134,220	480,256	144,860
900 Other Financing Uses	117,888	116,949	116,949	137,280	110,448
<b>Total Expenditures</b>	1,591,484	1,578,812	1,578,812	1,853,280	1,491,052

<b>Fund Balance</b>					
6000 Unassigned/Unrestricted Fund Balance	0	0	0	0	0
<b>Total Ending Fund Balance</b>	0	0	0	0	0

## IDEA Section 619

	Actual 2019-20	Actual 2020-21	Original Budget 2021-22	Revised Budget 2021-22	Proposed Budget 2022-23
--	-------------------	-------------------	-------------------------------	------------------------------	-------------------------------

<b>Fund Balance</b>					
6000 Unassigned/Unrestricted Fund Balance	0	0	0	0	0
<b>Total Beginning Fund Balance</b>	0	0	0	0	0

<b>Revenue</b>					
7820 Revenue Retirement State Share	0	0	0	3,145	0
8513 IDEA Revenue	192,876	200,234	200,234	213,104	213,104
8748 ARP EI IDEA 619	0	0	0	144,484	0
<b>Total Revenue</b>	192,876	200,234	200,234	360,733	213,104

<b>Expenditures</b>					
100 Salaries	0	0	0	36,000	0
200 Employee Benefits	0	0	0	9,367	0
300 Purchased Professional Services	0	0	0	14,714	0
400 Purchased Property Services	138,576	138,580	138,580	145,280	138,580
600 Supplies	10,913	14,177	14,177	94,650	24,505
800 Other Objects	31,700	35,256	35,256	36,972	36,972
900 Other Financing Uses	11,687	12,221	12,221	23,750	13,047
<b>Total Expenditures</b>	192,876	200,234	200,234	360,733	213,104

<b>Fund Balance</b>					
6000 Unassigned/Unrestricted Fund Balance	0	0	0	0	0
<b>Total Ending Fund Balance</b>	0	0	0	0	0

# Individuals with Disabilities Education Act (IDEA)

	Actual 2019-20	Actual 2020-21	Original Budget 2021-22	Revised Budget 2021-22	Proposed Budget 2022-23
--	-------------------	-------------------	-------------------------------	------------------------------	-------------------------------

<b>Fund Balance</b>					
6000 Unassigned/Unrestricted Fund Balance	0	0	0	0	0
<b>Total Beginning Fund Balance</b>	0	0	0	0	0

<b>Revenue</b>					
7820 Revenue Retirement State Share	320,719	341,133	325,747	418,850	355,267
8512 IDEA Revenue	14,663,464	15,560,227	15,521,187	16,512,933	16,512,933
8746 ARP EI IDEA 619	0	0	0	4,006,286	0
<b>Total Revenue</b>	14,984,183	15,901,360	15,846,934	20,938,069	16,868,200

<b>Expenditures</b>					
100 Salaries	1,889,178	2,026,557	1,884,124	2,258,934	1,900,974
200 Benefits	1,120,701	1,207,669	1,222,170	1,480,964	1,254,292
300 Purchased Professional Services	19,944	27,112	33,007	139,506	49,895
400 Purchased Property Services	15,676	20,367	20,927	21,806	20,412
500 Other Purchased Services	42,028	17,239	66,880	86,050	79,550
600 Supplies	17,623	46,168	63,398	266,199	121,161
700 Property	(1,733)	0	0	0	0
800 Other Objects	11,686,972	12,339,439	12,339,619	16,373,425	13,192,004
900 Other Financing Uses	193,794	216,809	216,809	311,185	249,912
<b>Total Expenditures</b>	14,984,183	15,901,360	15,846,934	20,938,069	16,868,200

<b>Fund Balance</b>					
6000 Unassigned/Unrestricted Fund Balance	0	0	0	0	0
<b>Total Ending Fund Balance</b>	0	0	0	0	0

# Non-Public Administration and Program

	Actual 2019-20	Actual 2020-21	Original Budget 2021-22	Revised Budget 2021-22	Proposed Budget 2022-23
--	-------------------	-------------------	-------------------------------	------------------------------	-------------------------------

<b>Fund Balance</b>					
6000 Unassigned/Unrestricted Fund Balance	0	0	0	6	0
6001 Assigned for Encumbrances	246	6,218	0	2,417	0
6006 NonSpendable for Prepaid Expenditures	233	0	0	931	0
<b>Total Beginning Fund Balance</b>	<b>479</b>	<b>6,218</b>	<b>0</b>	<b>3,354</b>	<b>0</b>

<b>Revenue</b>					
6500 Interest	17,426	167	17,426	167	167
6944 Receipts from Other LEAs in PA	11,080	700	3,490	3,461	3,461
6948 Receipts from Member Districts	76,178	116,653	106,385	144,592	144,592
6970 Services Provided to Other Funds	0	900	0	0	0
6990 Miscellaneous Revenue	0	1,850	0	0	0
7700 Revenue-Non-Public Act 89	4,348,814	4,754,266	4,612,968	4,609,786	4,701,981
7810 Revenue from Social Security Payments	104,559	115,226	114,076	108,831	112,400
7820 Revenue Retirement State Share	489,167	532,852	523,414	475,865	512,729
<b>Total Revenue</b>	<b>5,047,224</b>	<b>5,522,614</b>	<b>5,377,759</b>	<b>5,342,702</b>	<b>5,475,330</b>

<b>Expenditures</b>					
100 Salaries	2,866,479	3,161,244	2,999,204	2,857,766	2,953,254
200 Benefits	1,765,926	1,881,229	2,009,240	1,803,382	1,885,163
300 Purchased Professional Services	27,307	40,123	24,168	33,863	33,083
400 Purchased Property Services	27,783	30,149	32,679	32,609	33,836
500 Other Purchased Services	19,545	19,596	19,580	20,100	20,100
600 Supplies	49,912	79,766	16,110	48,510	46,500
700 Property	0	0	0	163,941	104,207
800 Other Objects	125	950	0	2,025	2,025
900 Other Financing Uses	284,408	312,421	276,778	383,860	397,162
<b>Total Expenditures</b>	<b>5,041,485</b>	<b>5,525,478</b>	<b>5,377,759</b>	<b>5,346,056</b>	<b>5,475,330</b>

<b>Fund Balance</b>					
6000 Unassigned/Unrestricted Fund Balance	0	6	0	0	0
6001 Assigned for Encumbrances	6,218	2,417	0	0	0
6006 NonSpendable for Prepaid Expenditures	0	931	0	0	0
<b>Total Ending Fund Balance</b>	<b>6,218</b>	<b>3,354</b>	<b>0</b>	<b>0</b>	<b>0</b>

## Non-Public Safety Grant

	Actual 2019-20	Actual 2020-21	Original Budget 2021-22	Revised Budget 2021-22	Proposed Budget 2022-23
--	-------------------	-------------------	-------------------------------	------------------------------	-------------------------------

<b>Fund Balance</b>					
6000 Unassigned/Unrestricted Fund Balance	0	0	0	0	0
<b>Total Beginning Fund Balance</b>	0	0	0	0	0

<b>Revenue</b>					
7369 Revenue - School Safety	160,519	224,213	207,420	216,783	216,783
<b>Total Revenue</b>	160,519	224,213	207,420	216,783	216,783

<b>Expenditures</b>					
300 Purchased Professional Services	160,519	191,628	207,420	0	0
500 Other Purchased Services	0	8,835	0	0	0
600 Supplies	0	23,750	0	206,459	206,459
900 Other Financing Uses	0	0	0	10,324	10,324
<b>Total Expenditures</b>	160,519	224,213	207,420	216,783	216,783

<b>Fund Balance</b>					
6000 Unassigned/Unrestricted Fund Balance	0	0	0	0	0
<b>Total Ending Fund Balance</b>	0	0	0	0	0

## Non-Public Schools - CARES

	Actual 2019-20	Actual 2020-21	Original Budget 2021-22	Revised Budget 2021-22	Proposed Budget 2022-23
--	-------------------	-------------------	-------------------------------	------------------------------	-------------------------------

<b>Fund Balance</b>					
6000 Unassigned/Unrestricted Fund Balance	0	0	0	0	0
<b>Total Beginning Fund Balance</b>	0	0	0	0	0

<b>Revenue</b>					
6948 Receipts from Member Districts	1,608	45,283	0	0	0
<b>Total Revenue</b>	1,608	45,283	0	0	0

<b>Expenditures</b>					
600 Supplies	1,608	41,772	0	0	0
900 Other Financing Uses	0	3,511	0	0	0
<b>Total Expenditures</b>	1,608	45,283	0	0	0

<b>Fund Balance</b>					
6000 Unassigned/Unrestricted Fund Balance	0	0	0	0	0
<b>Total Ending Fund Balance</b>	0	0	0	0	0

## Title II, Part A

Actual 2019-20	Actual 2020-21	Original Budget 2021-22	Revised Budget 2021-22	Proposed Budget 2022-23
-------------------	-------------------	-------------------------------	------------------------------	-------------------------------

<b>Fund Balance</b>					
6000 Unassigned/Unrestricted Fund Balance	0	0	0	0	0
<b>Total Beginning Fund Balance</b>	0	0	0	0	0

<b>Revenue</b>					
6948 Receipts from Member Districts	128,478	107,727	145,403	145,403	145,403
<b>Total Revenue</b>	128,478	107,727	145,403	145,403	145,403

<b>Expenditures</b>					
300 Purchased Professional Services	0	0	24,692	24,692	24,692
500 Other Purchased Services	119,552	99,401	112,480	112,480	112,480
600 Supplies	0	0	0	0	0
900 Other Financing Uses	8,926	8,326	8,231	8,231	8,231
<b>Total Expenditures</b>	128,478	107,727	145,403	145,403	145,403

<b>Fund Balance</b>					
6000 Unassigned/Unrestricted Fund Balance	0	0	0	0	0
<b>Total Ending Fund Balance</b>	0	0	0	0	0



## Title IV

	Actual 2019-20	Actual 2020-21	Original Budget 2021-22	Revised Budget 2021-22	Proposed Budget 2022-23
--	-------------------	-------------------	-------------------------------	------------------------------	-------------------------------

<b>Fund Balance</b>					
6000 Unassigned/Unrestricted Fund Balance	0	0	0	0	0
<b>Total Beginning Fund Balance</b>	0	0	0	0	0

<b>Revenue</b>					
6948 Receipts from Member Districts	20,687	17,149	24,416	32,961	32,961
<b>Total Revenue</b>	20,687	17,149	24,416	32,961	32,961

<b>Expenditures</b>					
600 Supplies	14,955	15,845	23,034	31,096	31,096
700 Property	5,169	0	0	0	0
800 Other Objects	563	1,304	0	0	0
900 Other Financing Uses	0	0	1,382	1,865	1,865
<b>Total Expenditures</b>	20,687	17,149	24,416	32,961	32,961

<b>Fund Balance</b>					
6000 Unassigned/Unrestricted Fund Balance	0	0	0	0	0
<b>Total Ending Fund Balance</b>	0	0	0	0	0

**Staffing Matrix**  
(Expressed in Full-Time Equivalent FTE)

		Administrative		Professional		Project Staff		Support Staff		Total	
		Current	Proposed	Current	Proposed	Current	Proposed	Current	Proposed	Current	Proposed
		2021-22	2022-23	2021-22	2022-23	2021-22	2022-23	2021-22	2022-23	2021-22	2022-23

**Core Programs**

General Administration

2220	Technology Support Services	0.00	0.00	0.00	0.00	0.60	0.60	2.24	2.24	2.84	2.84
2360	Executive Director Services	1.00	1.00	0.00	0.00	0.00	0.00	0.50	0.50	1.50	1.50
2510	Fiscal Services	3.00	3.00	0.00	0.00	9.96	9.96	7.80	7.80	20.76	20.76
2520	Purchasing Services	0.00	0.00	0.00	0.00	1.00	1.00	1.90	1.90	2.90	2.90
2830	Staff Services	1.00	1.00	0.00	0.00	9.42	11.00	6.74	8.65	17.16	20.65

<b>General Administration</b>	<b>5.00</b>	<b>5.00</b>	<b>0.00</b>	<b>0.00</b>	<b>20.98</b>	<b>22.56</b>	<b>19.18</b>	<b>21.09</b>	<b>45.16</b>	<b>48.65</b>
-------------------------------	-------------	-------------	-------------	-------------	--------------	--------------	--------------	--------------	--------------	--------------

Innovative Educational Services

2210	Supervision of Educational Media Svcs.	5.00	5.00	0.00	0.00	0.00	0.00	2.00	2.00	7.00	7.00
2240	Computer-Assisted Instruction Support Svcs.	0.00	0.00	0.00	0.00	7.00	7.00	0.00	0.00	7.00	7.00
2260	Instruction & Curriculum Development Svcs.	0.00	0.00	0.00	0.00	2.83	2.25	1.96	1.25	4.79	3.50
2290	Other Instructional Staff Services	0.00	0.00	2.85	2.85	6.25	6.25	3.00	3.00	12.10	12.10

<b>Innovative Educational Services</b>	<b>5.00</b>	<b>5.00</b>	<b>2.85</b>	<b>2.85</b>	<b>16.08</b>	<b>15.50</b>	<b>6.96</b>	<b>6.25</b>	<b>30.89</b>	<b>29.60</b>
--	-------------	-------------	-------------	-------------	--------------	--------------	-------------	-------------	--------------	--------------

<b>Information Technology</b>	<b>3.00</b>	<b>3.00</b>	<b>0.00</b>	<b>0.00</b>	<b>24.00</b>	<b>24.00</b>	<b>4.00</b>	<b>4.00</b>	<b>31.00</b>	<b>31.00</b>
-------------------------------	-------------	-------------	-------------	-------------	--------------	--------------	-------------	-------------	--------------	--------------

<b>Communications</b>	<b>2.00</b>	<b>2.00</b>	<b>0.00</b>	<b>0.00</b>	<b>11.05</b>	<b>11.05</b>	<b>4.53</b>	<b>4.53</b>	<b>17.58</b>	<b>17.58</b>
-----------------------	-------------	-------------	-------------	-------------	--------------	--------------	-------------	-------------	--------------	--------------

Building Maintenance Services

2500-60	Support Services - Business	0.00	0.00	0.00	0.00	2.40	2.40	1.00	1.00	3.40	3.40
2600	Operation & Maint. Services - District Sppt	0.00	0.00	0.00	0.00	2.00	2.00	0.00	0.00	2.00	2.00
2600	Operation & Maint. Services - Boot Road	2.10	2.10	0.00	0.00	1.60	1.60	8.00	8.00	11.70	11.70

<b>Building Maintenance Services</b>	<b>2.10</b>	<b>2.10</b>	<b>0.00</b>	<b>0.00</b>	<b>6.00</b>	<b>6.00</b>	<b>9.00</b>	<b>9.00</b>	<b>17.10</b>	<b>17.10</b>
--------------------------------------	-------------	-------------	-------------	-------------	-------------	-------------	-------------	-------------	--------------	--------------

<b>Total Core Programs</b>	<b>17.10</b>	<b>17.10</b>	<b>2.85</b>	<b>2.85</b>	<b>78.11</b>	<b>79.11</b>	<b>43.67</b>	<b>44.87</b>	<b>141.73</b>	<b>143.93</b>
----------------------------	--------------	--------------	-------------	-------------	--------------	--------------	--------------	--------------	---------------	---------------

**Staffing Matrix**  
(Expressed in Full-Time Equivalent FTE)

Administrative		Professional		Project Staff		Support Staff		Total	
Current	Proposed	Current	Proposed	Current	Proposed	Current	Proposed	Current	Proposed
2021-22	2022-23	2021-22	2022-23	2021-22	2022-23	2021-22	2022-23	2021-22	2022-23

**Occupational Education Programs**

<b>Occ Ed Administration</b>		<b>2.50</b>	<b>2.50</b>	<b>1.00</b>	<b>1.00</b>	<b>2.00</b>	<b>2.00</b>	<b>1.25</b>	<b>1.25</b>	<b>6.75</b>	<b>6.75</b>
TCHS - Pennock's Bridge											
1100	Instructional Programs	0.00	0.00	2.00	2.00	0.00	0.00	0.00	0.00	2.00	2.00
1380	Vocational Programs	0.00	0.00	24.50	24.50	1.00	1.00	8.61	8.61	34.11	34.11
2120	Guidance Services	0.00	0.00	2.00	2.00	0.00	0.00	1.00	1.00	3.00	3.00
2130	Attendance Services	0.00	0.00	0.00	0.00	0.00	0.00	0.00	0.00	0.00	0.00
2140	Psychological Services	0.00	0.00	0.00	0.00	0.00	0.00	0.00	0.00	0.00	0.00
2190	Other Pupil Personnel Services	0.00	0.00	0.53	0.53	1.43	1.43	0.00	0.00	1.96	1.96
2380	Office of the Principal Services	2.00	2.00	1.00	1.00	0.00	0.00	3.00	3.00	6.00	6.00
2440	Nursing Services	0.00	0.00	0.00	0.00	0.00	0.00	1.00	1.00	1.00	1.00
2600	Operation & Maint. Services	0.00	0.00	0.00	0.00	1.00	1.00	2.00	2.00	3.00	3.00
	<b>Total TCHS - Pennock's Bridge</b>	<b>2.00</b>	<b>2.00</b>	<b>30.03</b>	<b>30.03</b>	<b>3.43</b>	<b>3.43</b>	<b>15.61</b>	<b>15.61</b>	<b>51.07</b>	<b>51.07</b>

**Staffing Matrix**  
(Expressed in Full-Time Equivalent FTE)

		Administrative		Professional		Project Staff		Support Staff		Total	
		Current 2021-22	Proposed 2022-23	Current 2021-22	Proposed 2022-23	Current 2021-22	Proposed 2022-23	Current 2021-22	Proposed 2022-23	Current 2021-22	Proposed 2022-23
TCHS - Brandywine											
1100	Instructional Programs	0.00	0.00	1.60	1.60	0.00	0.00	0.00	0.00	1.60	1.60
1380	Vocational Programs	0.00	0.00	28.50	28.50	1.00	1.00	8.14	8.14	37.64	37.64
2120	Guidance Services	0.00	0.00	2.00	2.00	0.00	0.00	1.00	1.00	3.00	3.00
2130	Attendance Services	0.00	0.00	0.00	0.00	0.00	0.00	0.00	0.00	0.00	0.00
2140	Psychological Services	0.00	0.00	0.00	0.00	0.00	0.00	0.00	0.00	0.00	0.00
2190	Other Pupil Personnel Services	0.00	0.00	0.54	0.54	1.44	1.44	0.00	0.00	1.98	1.98
2380	Office of the Principal Services	2.00	2.00	1.00	1.00	0.00	0.00	3.00	3.00	6.00	6.00
2440	Nursing Services	0.00	0.00	0.00	0.00	0.00	0.00	1.00	1.00	1.00	1.00
2600	Operation & Maint. Services	0.00	0.00	0.00	0.00	0.00	0.00	0.00	0.00	0.00	0.00
	<b>Total TCHS - Brandywine</b>	<b>2.00</b>	<b>2.00</b>	<b>33.64</b>	<b>33.64</b>	<b>2.44</b>	<b>2.44</b>	<b>13.14</b>	<b>13.14</b>	<b>51.22</b>	<b>51.22</b>
TCHS - Pickering											
1100	Instructional Programs	0.00	0.00	5.00	5.00	0.00	0.00	1.00	1.00	6.00	6.00
1380	Vocational Programs	0.00	0.00	16.00	16.00	0.00	0.00	3.61	3.61	19.61	19.61
2120	Guidance Services	0.00	0.00	1.00	1.00	0.00	0.00	1.00	1.00	2.00	2.00
2130	Attendance Services	0.00	0.00	0.00	0.00	0.00	0.00	0.00	0.00	0.00	0.00
2140	Psychological Services	0.00	0.00	0.00	0.00	1.00	1.00	0.00	0.00	1.00	1.00
2190	Other Pupil Personnel Services	0.00	0.00	0.53	0.53	1.42	1.42	0.00	0.00	1.95	1.95
2380	Office of the Principal Services	2.00	2.00	1.00	1.00	0.00	0.00	3.00	3.00	6.00	6.00
2440	Nursing Services	0.00	0.00	1.00	1.00	0.00	0.00	0.00	0.00	1.00	1.00
2600	Operation & Maint. Services	0.00	0.00	0.00	0.00	1.00	1.00	7.00	7.00	8.00	8.00
	<b>Total TCHS - Pickering</b>	<b>2.00</b>	<b>2.00</b>	<b>24.53</b>	<b>24.53</b>	<b>3.42</b>	<b>3.42</b>	<b>15.61</b>	<b>15.61</b>	<b>45.56</b>	<b>45.56</b>
<b>Total Occupational Education Programs</b>		<b>8.50</b>	<b>8.50</b>	<b>89.20</b>	<b>89.20</b>	<b>11.29</b>	<b>11.29</b>	<b>45.61</b>	<b>45.61</b>	<b>154.60</b>	<b>154.60</b>

**Staffing Matrix**  
(Expressed in Full-Time Equivalent FTE)

		Administrative		Professional		Project Staff		Support Staff		Total	
		Current	Proposed	Current	Proposed	Current	Proposed	Current	Proposed	Current	Proposed
		2021-22	2022-23	2021-22	2022-23	2021-22	2022-23	2021-22	2022-23	2021-22	2022-23

**Categorical Programs**

<b>Chester County Consortium - Carl D. Perkins Plan</b>		0.00	0.00	0.00	0.00	5.70	5.70	0.00	0.00	5.70	5.70
<b>GEER II Emergency Assistance - Non-Public Schools</b>		0.00	0.00	3.80	3.80	0.00	0.00	1.80	1.80	5.60	5.60
<b>IDEA</b>											
2290	Other Instructional Staff Services	0.00	0.00	13.95	13.95	0.00	0.00	0.00	0.00	13.95	13.95
2291	TaC Assessment	0.00	0.00	3.15	3.15	0.00	0.00	0.00	0.00	3.15	3.15
2292	TaC Autism	0.00	0.00	2.00	3.00	1.00	0.00	0.00	0.00	3.00	3.00
2370	Community Relation Services	0.00	0.00	0.00	0.00	0.00	0.00	0.00	0.00	0.00	0.00
2390	Other Administrative Services	1.77	1.77	0.00	0.00	0.00	0.00	0.65	0.65	2.42	2.42
2400	Support Services - Pupil Health	0.00	0.00	1.00	1.00	0.00	0.00	0.00	0.00	1.00	1.00
<b>IDEA</b>		<b>1.77</b>	<b>1.77</b>	<b>20.10</b>	<b>21.10</b>	<b>1.00</b>	<b>0.00</b>	<b>0.65</b>	<b>0.65</b>	<b>23.52</b>	<b>23.52</b>
<b>Non-Public Administration and Program</b>		<b>0.50</b>	<b>0.50</b>	<b>33.39</b>	<b>33.39</b>	<b>0.00</b>	<b>0.00</b>	<b>0.00</b>	<b>0.00</b>	<b>33.89</b>	<b>33.89</b>
<b>Total Categorical Programs</b>		<b>2.27</b>	<b>2.27</b>	<b>57.29</b>	<b>58.29</b>	<b>6.70</b>	<b>5.70</b>	<b>2.45</b>	<b>2.45</b>	<b>68.71</b>	<b>68.71</b>

**Chester County Intermediate Unit  
Glossary of CCIU Programs**

**Core Programs**

**General Administration** - Provides Executive Director, Business Office, Human Resources, and Courier services to all CCIU programs. This program is funded by reimbursable costs and indirect and administrative fees.

**Innovative Educational Services** - Provides the Chester County school districts support in curriculum development, technology, STEM, and utilizes innovative practices to impact the way that students learn. This program is funded by Chester County and out- of-county school districts and indirect and administrative fees.

**Information Technology** - Provides development and maintains the information infrastructure for CCIU. This program is funded by CCIU programs and indirect and administrative fees.

**Communications** - This program manages all media relations, marketing, admissions, electronic and print publication services, and special events for CCIU. This program is funded by CCIU programs and indirect and administrative fees.

**Building Maintenance Services** - This program oversees the maintenance pool operations for CCIU facilities and schools, oversees the Conference Center at the Educational Service Center (ESC), and manages the facility and maintenance contracts for several school districts. This program is funded by Chester County school districts, CCIU programs, private organizations, and indirect and administrative fees.

**Occupational Education Program**

**Occupational Education** - Provides vocational education for high school students at TCHS-Brandywine, TCHS-Pickering, and TCHS-Pennock's Bridge. This program is funded by the Commonwealth of Pennsylvania, Chester County, and out-of-county school districts and charter schools.

**Categorical Programs**

**Chester County Consortium - Carl D. Perkins Plan** - Provides support by developing academic, career, and technical skills of high school students that are in TCHS-Brandywine, TCHS-Pickering, and TCHS-Pennock's Bridge. This grant is federally funded.

**COVID 19 - Non-Public School Health and Safety** - Provides needed supplies and equipment needed in response to the COVID-19 pandemic for Non-Public schools. This program is funded by Pennsylvania Commission on Crime/Delinquency (PCCD).

**GEERS II Emergency Assistance Non-Public Schools** - Provides funding to Non-Public schools to help offset the increase cost that the schools occurred during the COVID-19 pandemic. This grant is federally funded.

**Chester County Intermediate Unit  
Glossary of CCIU Programs**

**Categorical Programs - continued**

<p><b>Glen Mills School</b> - Provides Private Residential Rehabilitative Institution (PRRI) funds that are then passed thru to Glen Mills School. This program is funded by the Commonwealth of Pennsylvania. There is no budget for the 2021-22 school year.</p>
<p><b>IDEA Component I Section 611</b> - Provides supplemental funding for special education and related services to children ages 3 to 5 with disabilities. This grant is federally funded.</p>
<p><b>IDEA Section 619</b> - Provides special education services to children ages 3 to 5 that have developmental delays or disabilities and supports the Preschool Special Education Program. This grant is federally funded.</p>
<p><b>Individuals with Disabilities Education Act (IDEA)</b> - Provides supplemental funding for special education and related services to school age children with disabilities. Included in this grant are pass thru funds for the Chester County school districts and Chester County charter and cyber charter schools. This grant is federally funded.</p>
<p><b>Non-Public Administration Program</b> - Provides auxiliary services including guidance, counseling, and testing services and other secular, neutral, nonideological services of supplementary nature to Non-Public schools. This program is funded under Act 89 by the Commonwealth of Pennsylvania.</p>
<p><b>Non-Public School CARES</b> - Provides needed supplies and equipment in response to the COVID-19 pandemic for Non-Public schools. This program is managed by CCIU for the various Chester County school districts.</p>
<p><b>Non-Public Safety Grant</b> - Provides necessary equipment for Non-Public schools to provide additional safety and security. This grant is state funded.</p>
<p><b>Title II, Part A</b> - Provides support to increase the academic achievement of all students by helping Non-Public schools improve teacher and principal quality. This grant is managed by CCIU for the Chester County school districts.</p>
<p><b>Title IV</b> - Provides support to increase the academic achievement of all students by helping Non-Public schools improve STEM quality. This grant is managed by CCIU for the Chester County school districts.</p>

**Chester County Intermediate Unit  
Glossary of Terms**

**Revenue**

6500	<b>Interest Income</b> - Interest revenue received on interest-bearing investments and interest-bearing checking accounts.
6700	<b>Revenue from Student Activities</b> - Revenues resulting from co-curricular and extra-curricular activities controlled and administered by CCIU.
6910	<b>Rentals Revenue</b> - Revenue from the rental of school property which is being used by outside organizations.
6920	<b>Contributions &amp; Donations from Private Sources</b> - Revenue from philanthropic foundations, private individuals, or organizations usually in the form of a grant.
6940	<b>Tuition Revenue</b> - Revenue received from patrons for education provided by CCIU.
6944	<b>Receipts From Other LEAs in PA</b> - Revenue received from other LEAs in Pennsylvania for education provided to pupils by CCIU. This includes out-of-county school districts, charter schools, and intermediate units.
6946	<b>Receipts From Member Districts - Occupational Education</b> - Revenue received by TCHS from the Chester County school districts for educational programs, capital projects, or debt related payments.
6947	<b>Receipts From Member Districts by With.</b> - Revenue received from the Commonwealth of Pennsylvania, which is withheld from the Intermediate Unit's member districts' subsidy payments to support the educational program budgets of CCIU. This is commonly referred to as Core Contribution.
6948	<b>Receipts From Member Districts</b> - Revenue received directly from the Chester County school districts to support the educational program budgets of CCIU.
6948	<b>Receipts From Member Districts Academic</b> - Revenue received directly from the Chester County school districts to support the academic classes provided by TCHS-Brandywine, TCHS-Pennock's Bridge, and TCHS-Pickering.
6948	<b>Receipts From Member Districts PlanCon</b> - Revenue received from the Commonwealth of Pennsylvania that subsidizes a portion of the debt service payments for TCHS-Brandywine, TCHS-Pennock's Bridge, and TCHS-Pickering. The Chester County school districts receive this subsidy payment on behalf of CCIU. The Chester County school districts then reimburse CCIU.
6948	<b>Receipts From Member Districts Retroactive PlanCon</b> - Retroactive revenue received from the Commonwealth of Pennsylvania that subsidizes a portion of the debt service payments for TCHS-Pennock's Bridge and TCHS-Pickering. The Chester County school districts receive this subsidy payment on behalf of CCIU. The Chester County school districts then reimburse CCIU.
6970	<b>Services Provided to Other Funds</b> - Services provided from one CCIU program to another CCIU program.
6980	<b>Revenue From Community Service Activities</b> - Revenue from community service activities operated by CCIU. Usually from private schools, insurance companies, and other outside organizations.
6981	<b>Revenue-Community Service (CCRES)</b> - Revenue from CCRES for community activities operated by CCIU.
6990	<b>Miscellaneous Revenue</b> - Revenue received for miscellaneous items.



**Chester County Intermediate Unit  
Glossary of Terms**

**Revenue - continued**

<b>7220</b>	<b>Vocational Education Subsidy</b> - Revenue received from the Commonwealth of Pennsylvania for vocational education expenditures, which are classified as current operating expenditures.
<b>7299</b>	<b>Other Program Subsidies</b> - Revenue received from the Commonwealth of Pennsylvania for grant programs that are not specifically identified.
<b>7369</b>	<b>Other Safe School Grants</b> - Revenue received from the Commonwealth of PA related to safe schools.
<b>7700</b>	<b>Revenue-Non-Public Act 89</b> - Revenue received from the Commonwealth of Pennsylvania for payment of expenditures incurred in operation of programs authorized by Act 89 of 1975.
<b>7810</b>	<b>Revenue From Social Security Payments</b> - Revenue received from the Commonwealth of Pennsylvania designated as the Commonwealth's matching share of the employer's contribution of Social Security and Medicare taxes for covered employees who are not federally funded.
<b>7820</b>	<b>Revenue Retirement State Share</b> - Revenue received from the Commonwealth of Pennsylvania designated as the Commonwealth's matching share of the employer's contribution of retirement contributions for active members of the Public School Employees' Retirement System (PSERS).
<b>8512</b>	<b>IDEA Revenue</b> - Revenue received for elementary and secondary education programs for individuals with disabilities under Individuals with Disabilities Education Act (IDEA), Part B, including Section 611 money.
<b>8513</b>	<b>IDEA Revenue</b> - Revenue received for the education of pre-school children with disabilities under the provisions of IDEA, Section 619.
<b>8520</b>	<b>Revenue - Perkins Funds</b> - Revenue received for vocational education expenditures classified as current operating expenditures including the Carl D. Perkins grant.
<b>8745</b>	<b>GEER II - Governor's Emergency Education Relief Fund</b> - Emergency relief grants authorized by the CCRSA Act disbursed under the direction of Pennsylvania's governor to address the impact of COVID-19.
<b>8746</b>	<b>ARP IDEA</b> - Supplemental IDEA funds authorized by the ARP Act.
<b>8748</b>	<b>ARP IDEA Preschool</b> - Supplemental IDEA Preschool funds authorized by the ARP Act.
<b>8749</b>	<b>Other CARES Act Funding</b> - CARES Act grant funding that is not specified in other specific revenue sources. This will include revenue received directly from the federal government.
<b>9320</b>	<b>Special Revenue Fund Transfer</b> - Proceeds received from the Special Revenue Funds that will not be repaid and for which goods or services were not provided by the receiving fund.
<b>9710</b>	<b>Transfers from Component Unit</b> - Transfers received by the primary government (CCIU) from its component units (TCHS).
<b>9810</b>	<b>General Fund Intrafund Transfers</b> - Transfers received from one program of the General Fund by another program of the General Fund.

## Chester County Intermediate Unit

### Glossary of Terms

#### Expenditures

100	<b>Salaries</b> - Gross salaries paid to employees of CCIU who are considered to be in positions of permanent nature or hired temporarily, including personnel substituting for those in permanent positions. This includes gross salary for personnel services rendered while on the payroll of CCIU.
200	<b>Benefits</b> - Amounts paid by CCIU on behalf of employees; these amounts are not included in gross salary, but are in addition to that amount. Such payments are fringe benefit payments; and while not paid directly to employees, are part of the cost of personnel services. Included are medical, dental, life, disability, vision, prescription insurances, employer share of Social Security and Medicare Taxes, employer share of retirement expense (PSERS), unemployment compensation, workers' compensation, and other fringe benefits.
300	<b>Purchased Professional Services</b> - Services that by their nature require persons or firms with specialized skills and knowledge. Included are the services of architects, engineers, auditors, dentists, medical doctors, lawyers, consultants, teachers, accountants, etc.
400	<b>Purchased Property Services</b> - Services purchased to operate, repair, maintain, and rent property owned and/or used by CCIU. These services are performed by persons other than CCIU employees.
440	<b>Rental Reimbursements</b> - Outlays of principal and interest on long term obligations to Chester County School Authority.
500	<b>Other Purchased Services</b> - Amounts paid for services not provided by CCIU personnel but rendered by organizations or personnel, other than professional and technical services and purchased property services.
600	<b>Supplies</b> - Amount paid for material items of an expendable nature that are consumed, worn out, or deteriorate in use; or items that lose their identity through fabrication or incorporation into different or more complex units or substances.
700	<b>Property</b> - Expenditures for the acquisition of fixed/capital assets, including expenditures for land or existing buildings and improvements of grounds; initial equipment; additional equipment; and replacement equipment.
800	<b>Other Objects</b> - Amount paid for expenditures not otherwise classified including pass thru funds.
830	<b>Debt Service Interest</b> - Expenditures for interest on notes, bonds, lease-purchase agreements, and short term borrowings.
900	<b>Other Financing Uses</b> - Includes transfer of money for interfund (transfers between 2 different General Fund programs) and intrafund (transfer between Special Revenue Fund and General Fund) transfers.
920	<b>Debt Service Principal</b> - Outlays from current funds to retire principal of debt service, serial bonds, long term loans, and lease-purchase agreements.
930	<b>Transfer to Program Stabilization Fund</b> - Transfer of money between a specific program to the Program Stabilization Fund.
940	<b>Transfer to Primary Government</b> - Transfer of money between a primary government (CCIU) and a component unit (TCHS).

**Chester County Intermediate Unit  
Glossary of Terms**

**Fund Balance**

<b>6000</b>	<b>Unassigned/Unrestricted Fund Balance</b> - Amounts available for any purpose within the General Fund only. Other governmental funds, by their nature, would automatically require that funds be classified as nonspendable, restricted, committed, or assigned. In the event that a fund, other than general fund, has expenditures that exceed revenue, the unassigned fund balance category may be used to report a negative ending balance only.
<b>6001</b>	<b>Assigned for Encumbrances</b> - Amounts intended to be used for the next school year's expenditures as per a committee or individual authorized by the governing body.
<b>6002</b>	<b>Assigned Fund Balance</b> - Amounts intended to be used for a specific purpose as per a committee or individual authorized by the governing body.
<b>6003</b>	<b>Committed Fund Balance</b> - Amounts constrained to be used for a specific purpose as per CCIU's Board of Directors. A Board Resolution is required to establish the committed fund balance. Constraints can also be removed or changed by an equal level action.
<b>6004</b>	<b>Restricted Fund Balance</b> - Amounts constrained to be used for a specific purpose per external parties or legislation.
<b>6005</b>	<b>Nonspendable for Inventory</b> - Amounts that cannot be spent because they are either in a non-spendable form, or legally or contractually required to be maintained in tack for food and computer part inventory.
<b>6006</b>	<b>Nonspendable for Prepaid Expenditures</b> - Amounts that cannot be spent because they are either in non-spendable form, or legally or contractually required to be maintained in tack for expenditures and deposits that are paid in one school year for the next school year.

**Source:** Pennsylvania Department of Education's Chart of Accounts for PA Local Educational Agencies. 2021-22 FY Published 9-07-21 Updated 10-25-21. Maintained by PA Office of Budget, Office of Comptroller Operatons, Central Agencies & School Finance Unit.